

Note : This document has been translated from a part of the Japanese original for reference purposes only. In the event of any discrepancy between this translated document and the Japanese original, the original shall prevail.



FYE4/2025

Financial Results for the Full Year

FreeBit Co., Ltd.

June 13, 2025

1. Consolidated Financial Results for FYE4/2025	3
2. Results by Segment for FYE4/2025	16
3. Forecast of Consolidated Financial Results for FYE4/2026	27
4. Appendix	34

1. Consolidated Financial Results for FYE4/2025

- The GIGA PRIZE Group (GPG) changed its fiscal year-end from March 31 to April 30 in the previous consolidated fiscal year, aligning it with our consolidated fiscal year-end. As a result, in the previous fiscal year, the consolidated subsidiaries had an irregular accounting period of 13 months, covering April 1, 2023, to April 30, 2024.
- In this presentation, prior-year comparative figures are provided using two approaches: “values including the impact of the change in the fiscal year-end” and “values excluding the impact of the change in the fiscal year-end.”

Consolidated period

		First quarter				Second quarter				Third quarter				Fourth quarter			
(Previous Fiscal Year)	GPG	4	5	6	7	8	9	10	11	12	1	2	3	4			
	FYE4/2024 FB		5	6	7	8	9	10	11	12	1	2	3	4			
(Current Fiscal Year)	GPG		5	6	7	8	9	10	11	12	1	2	3	4			
	FYE4/2025 FB		5	6	7	8	9	10	11	12	1	2	3	4			

Summary of Consolidated Financial Results for the Fiscal Year Ended April 30, 2025

(Millions of yen)	FYE4/2024 Full Year (including the impact of the fiscal year-end change)	(Reference) FYE4/2024 Full Year (excluding the impact of the fiscal year-end change)*2	FYE4/2025 Full Year		
			Actual	(Reference) Increase/ decrease *2	(Reference) Percentage increase/ decrease *2
Net sales	53,037	51,306	55,073	— (+3,767)	— (+7.3%)
Operating profit	5,887	5,489	5,883	— (+394)	— (+7.2%)
Ordinary profit	5,756	5,360	5,230	— (-130)	— (-2.4%)
Profit attributable to owners of parent	3,566	3,408 (including extraordinary income of 259 million yen)	2,748	— (-660)	— (-19.4%)
Basic earnings per share	178.58 yen	170.70 yen	135.81 yen	— (-34.89 yen)	—

*1 The values "excluding the impact of the fiscal year-end change" are unaudited reference figures that exclude the impact of the change in the fiscal year-end of GPG.

*2 Due to the impact of the change in GPG's fiscal year-end, YoY changes in amounts and percentages are not provided.

Note that the figures in parentheses represent comparisons with values excluding the fiscal year-end change for the full-year FYE4/2024 period.

Net sales and all levels of profit exceeded expectations and achieved the targets, outperforming the revised earnings forecast announced on January 31, 2025.

Notice Concerning Revisions to Full-Year Financial Results Forecasts

FreeBit Co., Ltd. (the “Company”) hereby announces that at the meeting held today, the Board of Directors resolved to revise the forecast of consolidated financial results for the fiscal year ending April 30, 2025 (May 1, 2024 to April 30, 2025), which was previously announced on June 14, 2024, as described below.

1. Revisions to financial results forecasts

(1) Revisions to the forecast of consolidated financial results for the fiscal year ending April 30, 2025 (May 1, 2024 to April 30, 2025)

(Millions of yen, unless otherwise stated)

	Net sales	Operating profit	Ordinary profit	Profit attributable to owners of parent	Basic earnings per share (Yen)
Previously announced forecasts (A)	54,000	5,700	5,500	3,000	150.24
Revised forecasts (B)	54,000	5,700	5,000	2,500	124.68
Change (B-A)	0	0	(500)	(500)	
Change (%)	0.0	0.0	-9.1	-16.7	
(Reference) Actual results for the previous fiscal year (Fiscal year ended April 30, 2024)	53,037	5,887	5,756	3,566	178.58

Note: The fiscal year-end of consolidated subsidiary GIGA PRIZE Co., Ltd. and its subsidiaries was changed from March 31 to April 30 in the previous fiscal year. Accordingly, the actual results for the previous fiscal year incorporate the results for 13 months from April 1, 2023 to April 30, 2024 for these consolidated subsidiaries.

(Millions of yen)	FYE4/2025 Full-Year Actual Results
Net sales	55,073
Operating profit	5,883
Ordinary profit	5,230
Profit attributable to owners of parent	2,748
Basic earnings per share	135.81 yen

Achieved

Topics for the Fiscal Year Ended April 30, 2025



Net sales



5G Infrastructure
Support Business

Expansion of offerings
in FreeBit's B2B2X (B/C)
mobile services



5G Lifestyle Support
Business

**Steady growth in the number
of units**
served by GIGA PRIZE's 5G
Homestyle ISP services for
apartment buildings



Enterprise/Creator
5G DX Support
Business

**Both domestic and global
expansion**
in Full Speed Group's Affiliate
Services



Operating profit through profit attributable to owners of parent

Increase in net sales

+

Increased profits in the 5G
Lifestyle Support Business

Growth in operating
profit

**Capital and business alliance
with SoftBank / GIGA PRIZE
TOB-related expenses**

Decrease in ordinary
profit

Extraordinary income in the
previous period leading to

Decrease in profit
attributable to owners of
parent



Results

YoY comparison
(values excluding the impact of the change in
fiscal year-end)*1

Net sales **+7.3 %** 

**Operating
profit** **+7.2 %** 

**Ordinary
profit** **-2.4 %** 

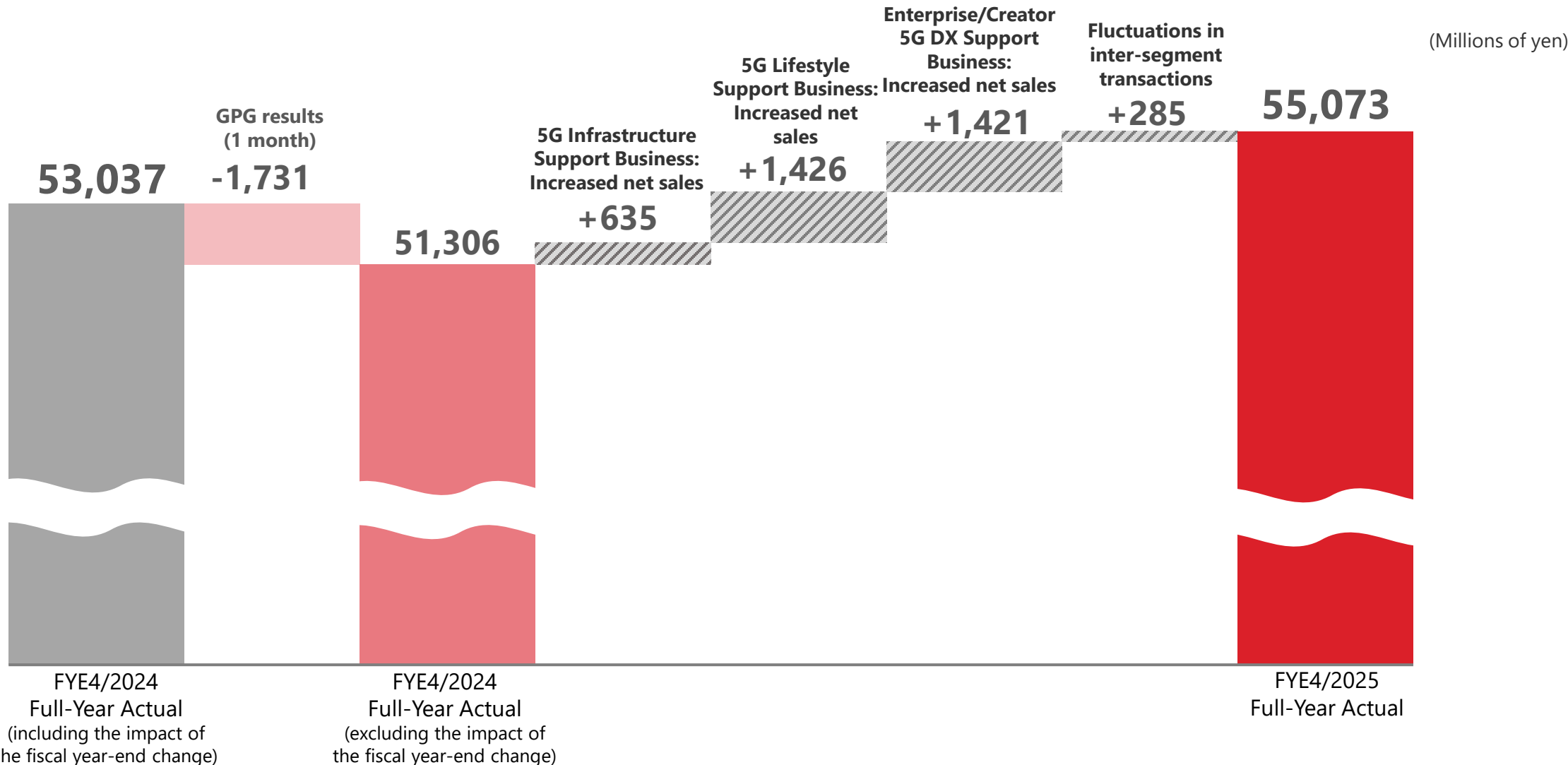
**Profit attributable
to owners of parent** **-19.4 %** 

Profit attributable to owners of parent decreased YoY due to a decrease in ordinary profit resulting from **one-off non-operating expenses (capital and business alliance/ TOB-related expenses) of ¥608 million** and the absence of extraordinary income (gains on sale of investment securities and shares of subsidiaries and associates) of ¥259 million recorded in the previous fiscal year.

**However, overall performance
has shown steady progress.**

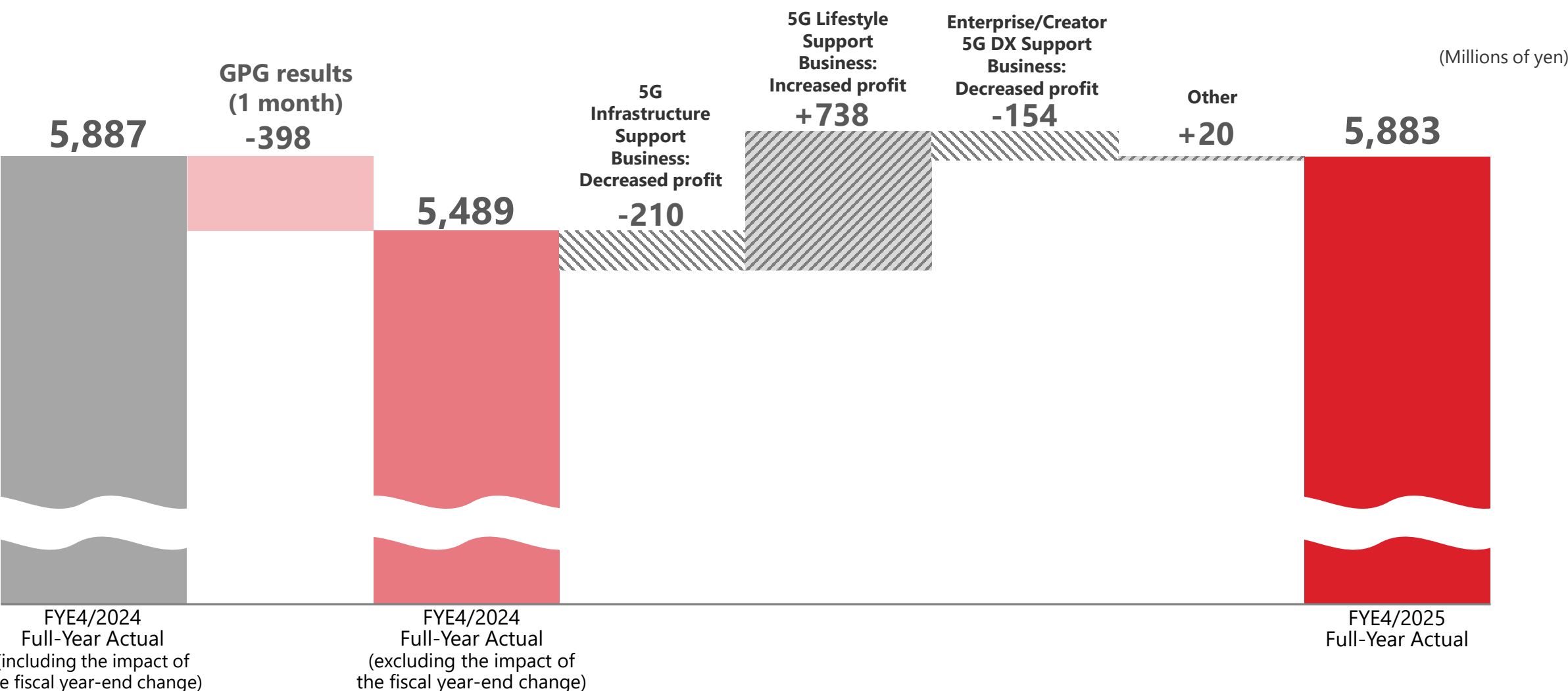
YoY Variance Analysis: Net Sales

All segments, led by the 5G Lifestyle Support Business and the Enterprise/Creator 5G DX Support Business, performed steadily (YoY comparison excluding the impact of the change in fiscal year-end: 7.3% increase)



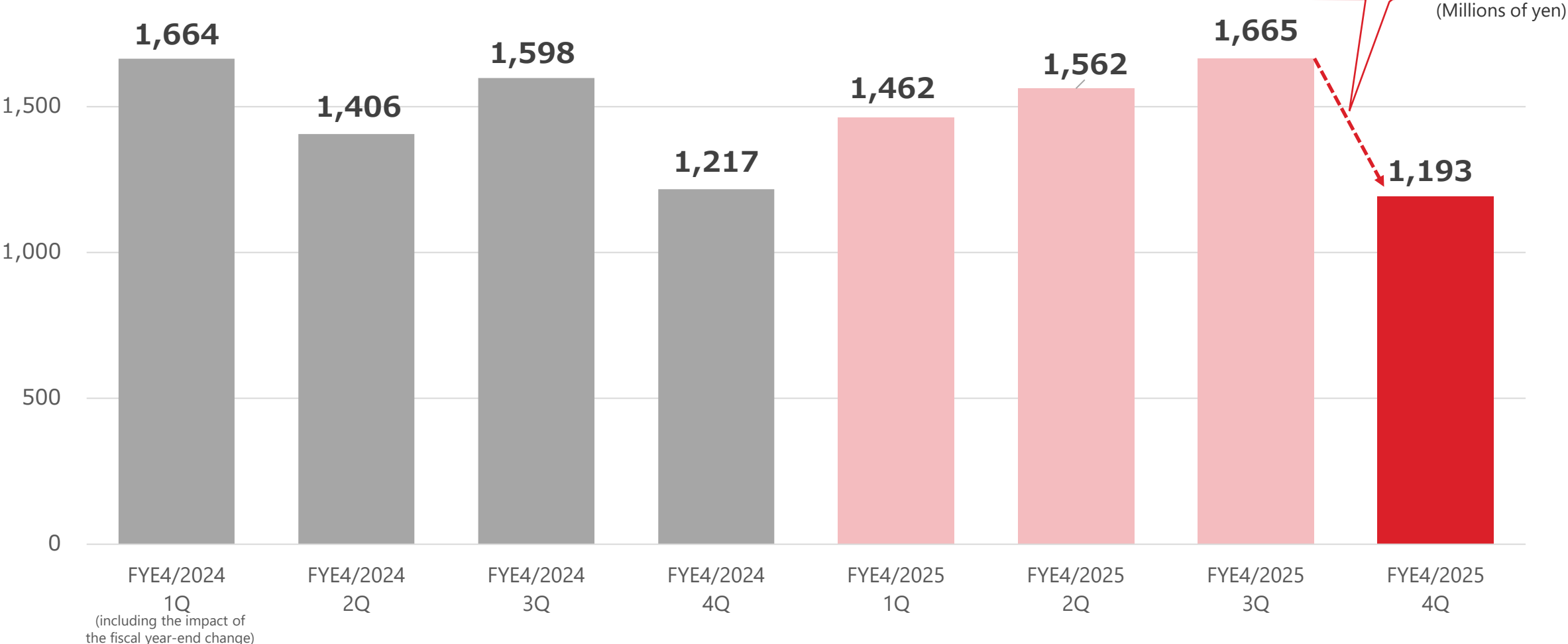
YoY Variance Analysis: Operating Profit

While the 5G Infrastructure Support Business and the Enterprise/Creator 5G DX Support Business saw a decrease, the 5G Lifestyle Support Business performed steadily (YoY comparison excluding the impact of the change in fiscal year-end: 7.2% increase)



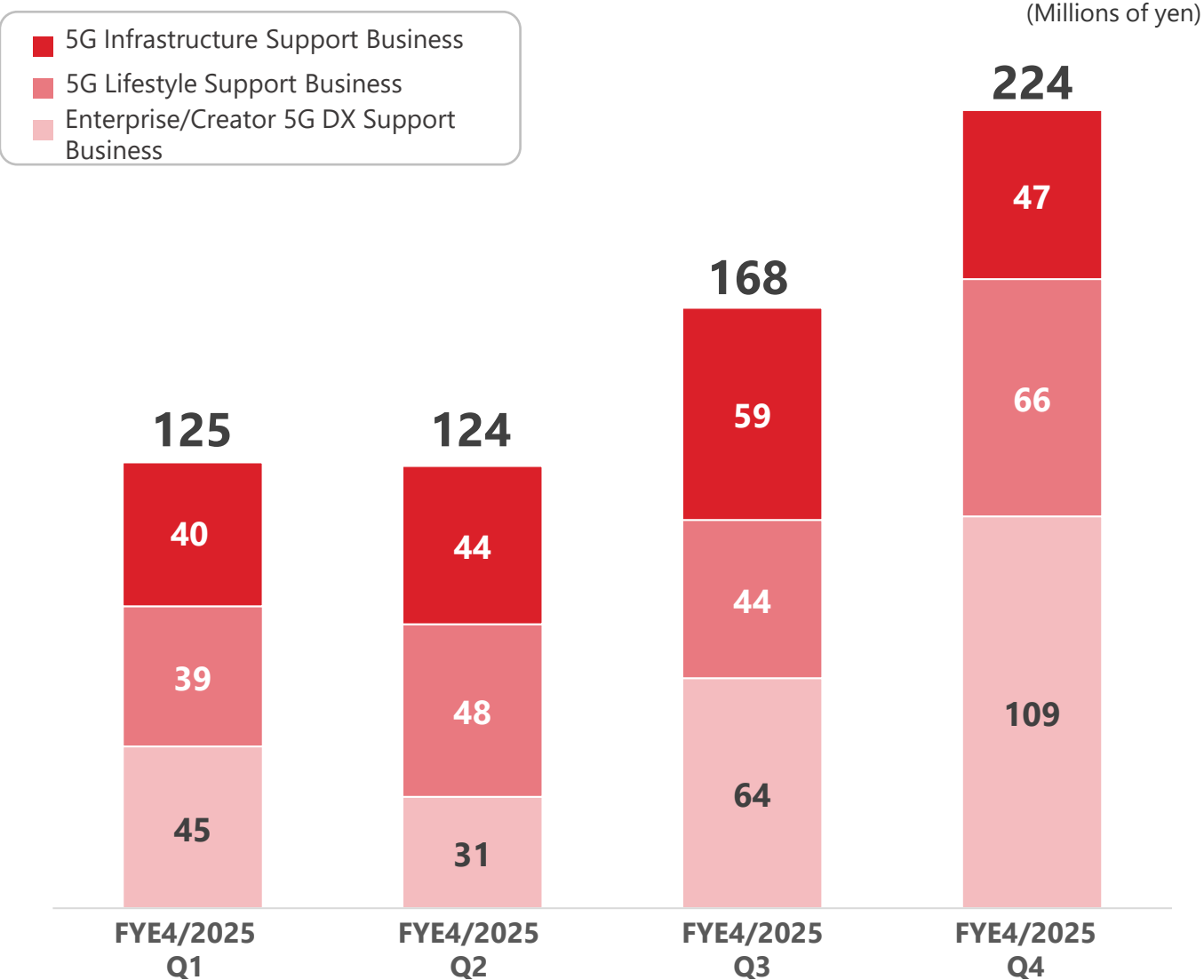
Quarterly Changes in Operating Profit

In Q4 FYE4/2025, we aggressively invested in “new growth drivers” for future business expansion, and recorded expenses such as loss on valuation of inventories and various allowances and provisions.



Investment in “New Growth Drivers”

Investments include data center relocation, multifaceted development of the “StandAlone” platform, and overseas expansion of the affiliate business, as well as web3-related projects



Examples of anticipated new growth drivers

Collaborative areas with GIGA PRIZE, new B2B platforms, Platform Maker services (web3, 5G, IoT, AI), DX, healthcare, IoT fields, etc.

Development of unique web3 services (including consideration of IEOs by communities) and new credit services, etc.

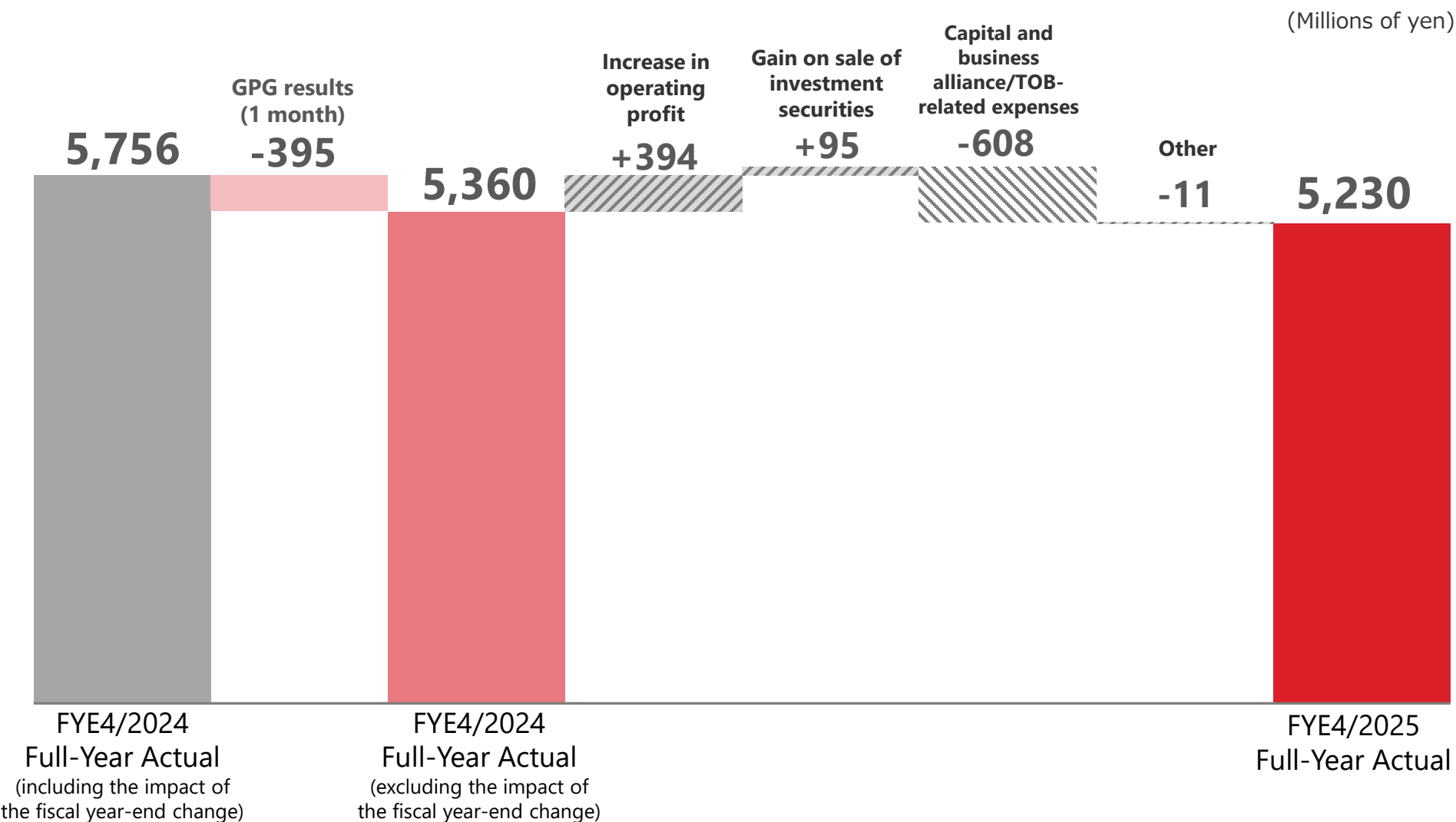
Addressing societal issues through bulk line provision for entire buildings and more

Expansion of the Creator DX business, including overseas (primarily in Asia)

Implementation of web3/AI technologies and assembly using core components

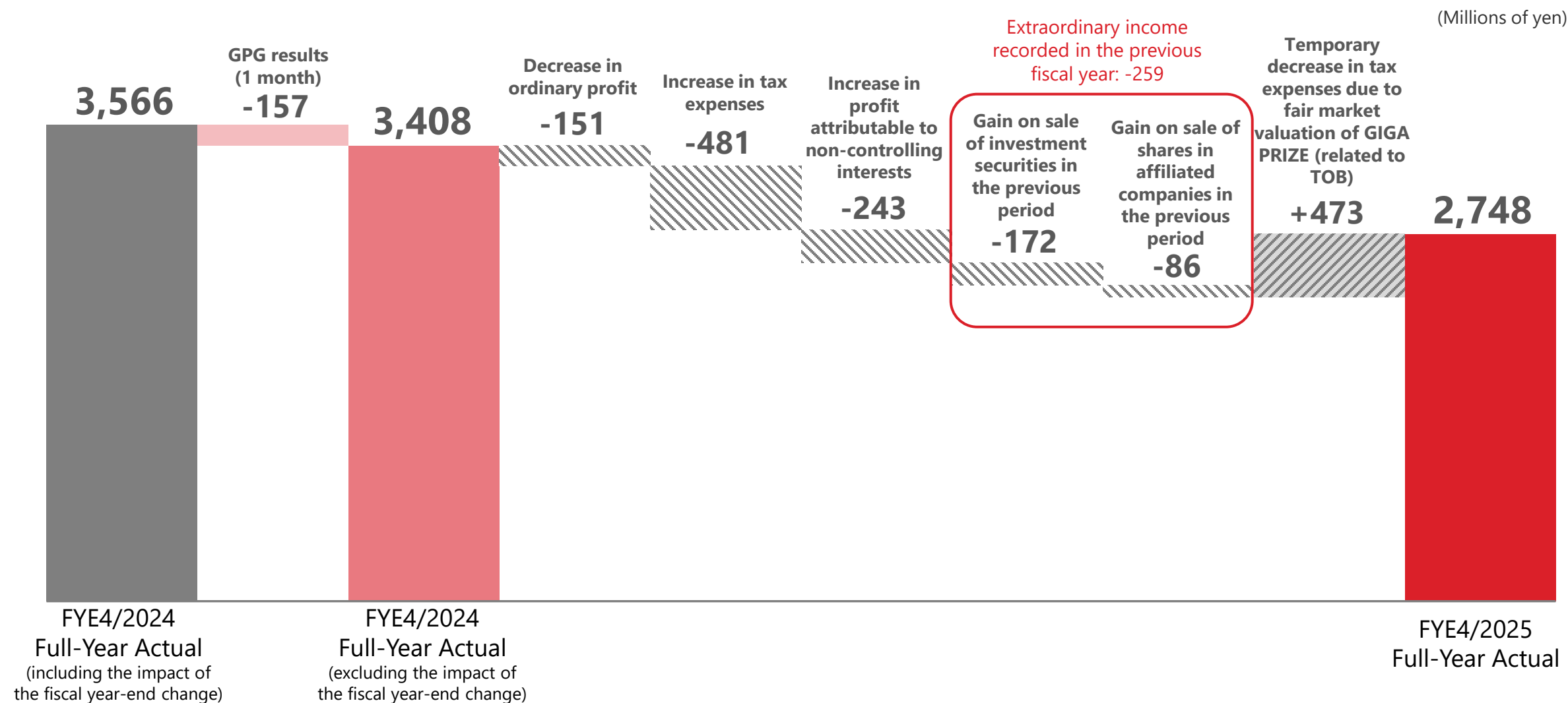
YoY Variance Analysis: Ordinary Profit

Ordinary profit decreased due to non-operating expenses related to the capital and business alliance with SoftBank and the TOB for GIGA PRIZE (YoY comparison excluding the impact of the change in fiscal year-end: 2.4% decrease)



YoY Variance Analysis: Profit Attributable to Owners of Parent

Profit attributable to owners of parent declined YoY due to lower ordinary profit and the absence of extraordinary income recorded in the previous fiscal year (YoY comparison excluding the impact of the change in fiscal year-end: 19.4% decrease)



Timeline for Capital and Business Alliance and TOB Execution

FYE4/2025

FYE4/2026

January

February

March

April

May

June

July

Announcement

1/31

- Capital and business alliance with SoftBank and disposal of treasury shares via third-party allotment
- Launch of TOB for GIGA PRIZE shares

Announcement

3/19

- Results of TOB for GIGA PRIZE shares

Announcement

4/3

- Completion of disposal of treasury shares via third-party allotment to SoftBank
 - └ **Capital raise of approx. ¥2 billion**

4/18

Delisting of GIGA PRIZE

4/22

Acquisition of all shares of GIGA PRIZE via share cash-out demand

- └ Payment of approx. ¥1.33 billion recorded as accounts payable – other

4/30

Capital raise of ¥2.0 billion through issuance of subsidiary preferred shares

- └ Preferred shares with no voting rights = Non-controlling interests on the balance sheet

July
(plan)

Scheduled payment for share cash-out (approx. ¥1.33 billion)

Number of voting rights in GIGA PRIZE (1/31)

87,720
(60.89%)

50,958 from tendered shares
(35.37%)

After TOB

138,678
(96.26%)

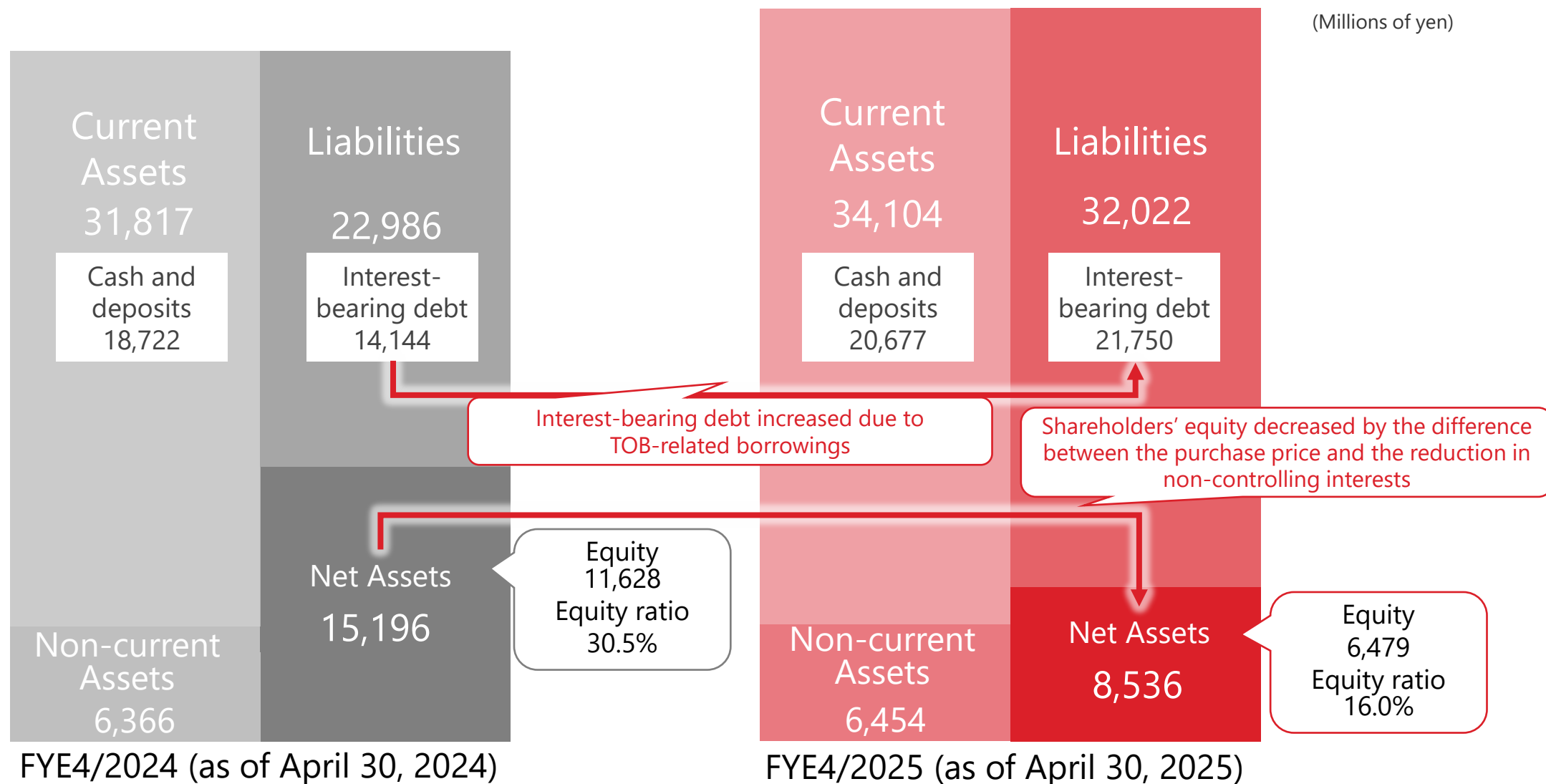
GIGA PRIZE becomes a wholly owned subsidiary (voting rights basis)

144,060
(100%)

Execution of share cash-out demand

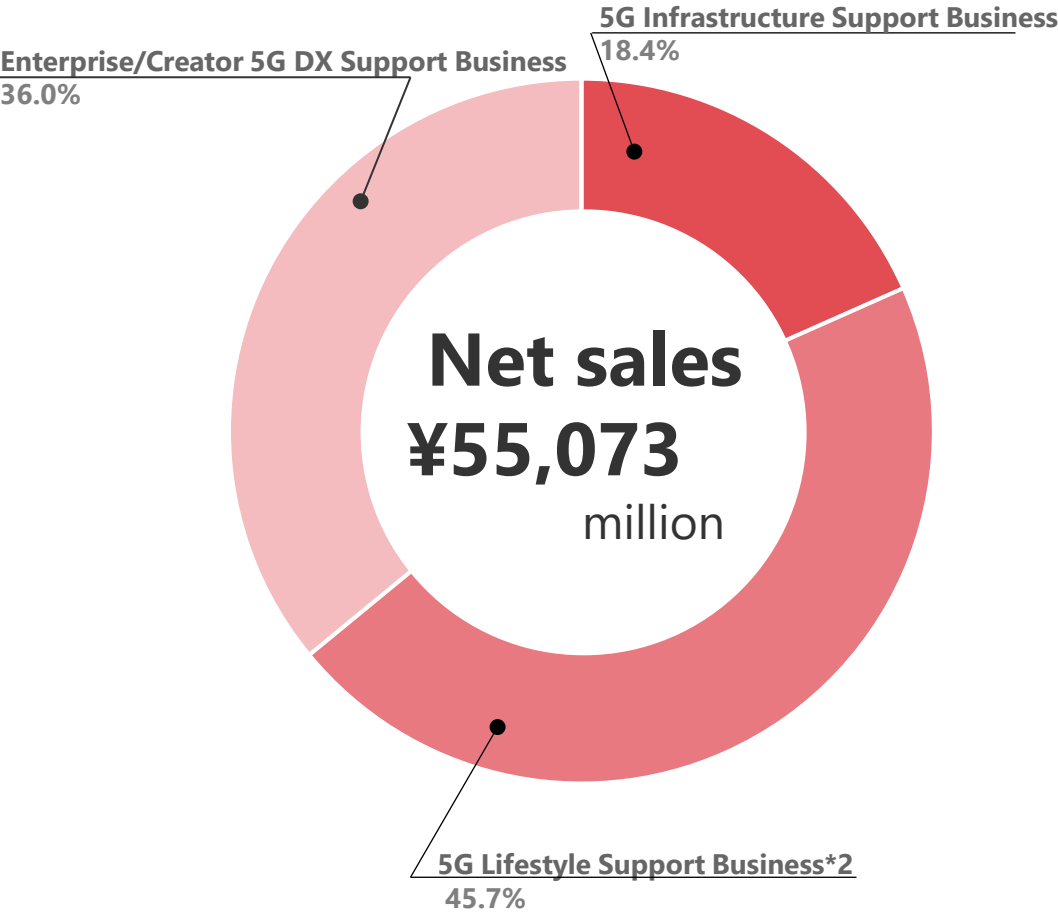
Consolidated Results Summary: BS Comparison

The equity ratio temporarily dropped to 16.0% due to increased borrowings related to the TOB for GIGA PRIZE and a decrease in shareholders' equity that corresponds to goodwill (the difference between the purchase price and the reduction in non-controlling interests)



2. Results by Segment for FYE4/2025

Net sales increased with steady progress in all segments. Segment profit decreased in the 5G Infrastructure Support Business and the Enterprise/Creator 5G DX Support Business due to a partial increase in costs, while other segments recorded profit growth.

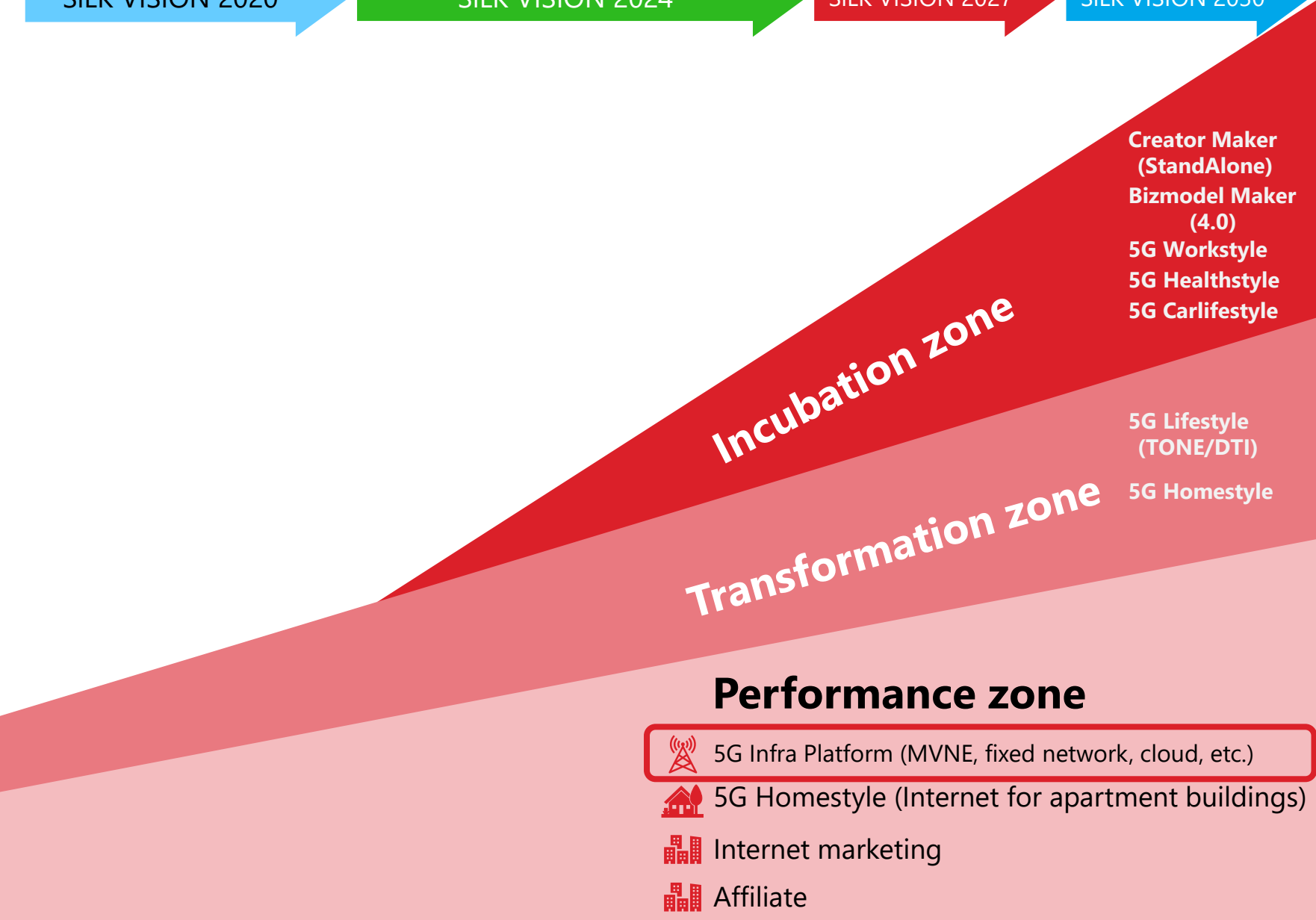
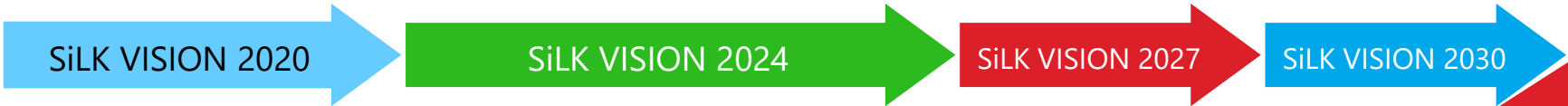


Net sales	Segment profit or loss*1
5G Infrastructure Support Business	
Actual ¥10,567 million YoY + 6.4%	Actual ¥1,405 million YoY -13.0%
5G Lifestyle Support Business*2	
Actual ¥26,307 million YoY – (YoY +5.7%)	Actual ¥3,545 million YoY – (YoY +26.3%)
Enterprise/Creator 5G DX Support Business	
Actual ¥20,699 million YoY + 7.4%	Actual ¥954 million YoY -14.0%

*1 Change in Segment Classification
Certain foundational research expenses, previously classified under the "5G Infrastructure Support Business," "5G Lifestyle Support Business," and "Enterprise/Creator 5G DX Support Business" segments, have been reclassified into the "5G Lifestyle Support Business" segment as they have advanced to the social implementation stage. For the YoY comparisons in this presentation, the prior year's figures have been adjusted to align with the new segment classification.

*2 Due to the impact of the change in GPG's fiscal year-end, YoY change rates are not provided. Note that the figures in parentheses represent comparisons with values excluding the fiscal year-end change for the full-year FYE4/2024 period.

Performance Progress: 5G Infrastructure Support Business



Examples of anticipated new growth drivers

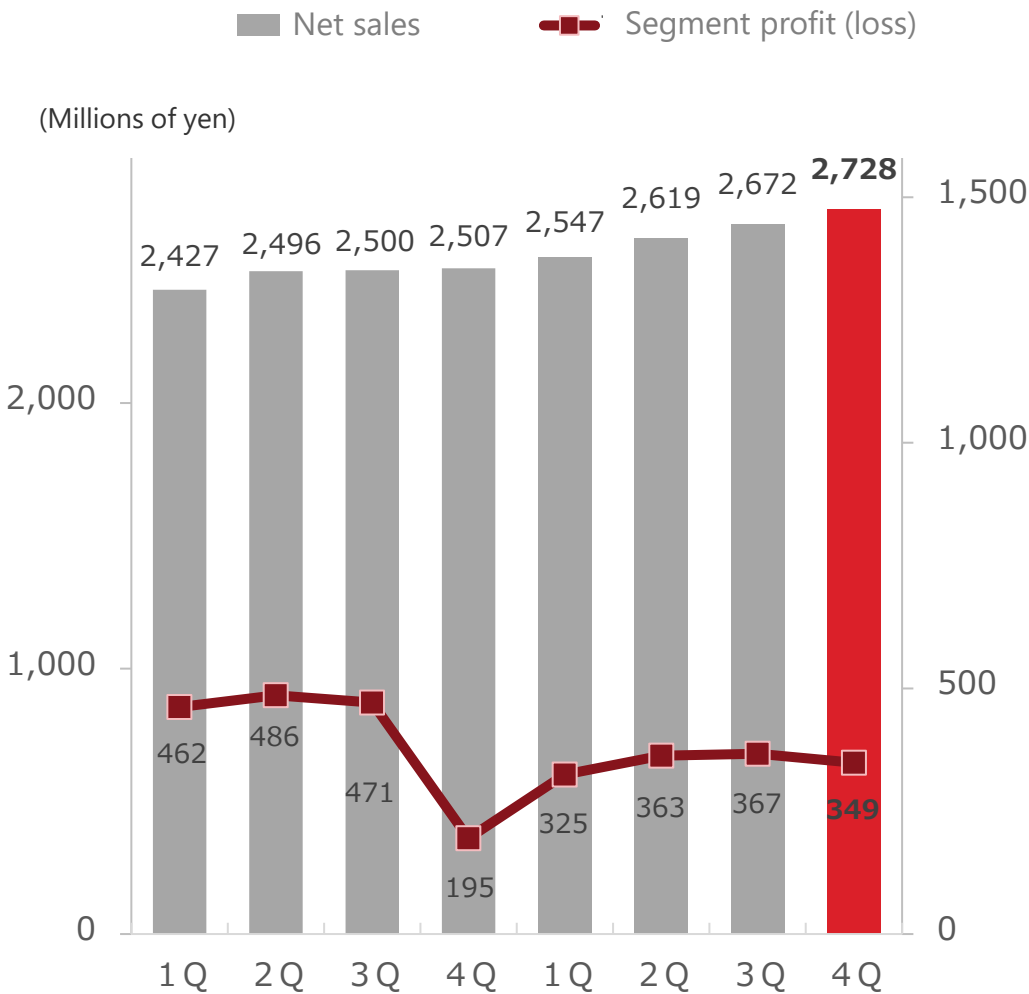
	Collaborative areas with GIGA PRIZE, new B2B platforms, Platform Maker services (web3, 5G, IoT, AI), DX, healthcare, IoT fields, etc.
	Development of unique web3 services (including consideration of IEOs by communities) and new credit services, etc.
	Addressing societal issues through bulk line provision for entire buildings and more
	Expansion of the Creator DX business, including overseas (primarily in Asia)
	Implementation of web3/AI technologies and assembly using core components

Growth of existing businesses

	Growth plan aligned with market expansion of the MVNE (5G) business
	Maintaining an average of 150,000 units per year over three years for 5G Homestyle (GPG)
	Continued growth of the Affiliate Business
	Improving productivity and profitability in the Internet Marketing Business

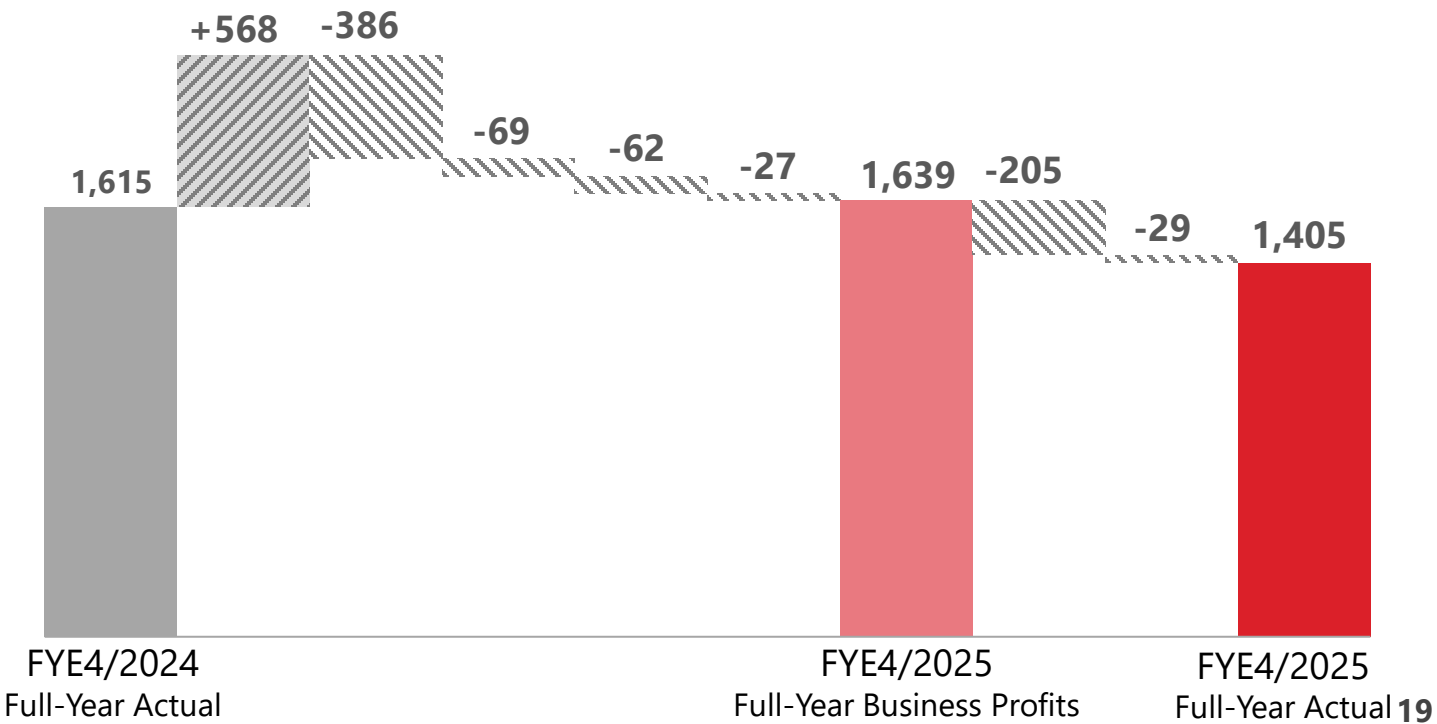
Despite increased service usage for B2B2X (B/C) mobile, profit decreased by 13.0% YoY due to communication quality enhancement expenses, one-off expenses, increased common costs, etc.

Net sales / Segment profit (loss)



YoY variance analysis for segment profit (loss)

- (Millions of yen)
- +568 B2B2X (B/C) Mobile: Profit increase due to higher service usage
 - 386 B2B2X (B/C) Mobile: Expenses for enhancing communication quality
 - 69 B2B2X (B/C) Mobile: One-time expenses related to network equipment upgrades
 - 62 Cloud Services Business: Increased procurement costs due to currency fluctuations etc.
 - 27 B2B2X (B/C) Fixed Network: Profit decrease due to reduced service usage etc.
 - 205 Common Costs: Increase due to workforce enhancement etc.
 - 29 Company-wide Expenses: Miscellaneous company-wide costs

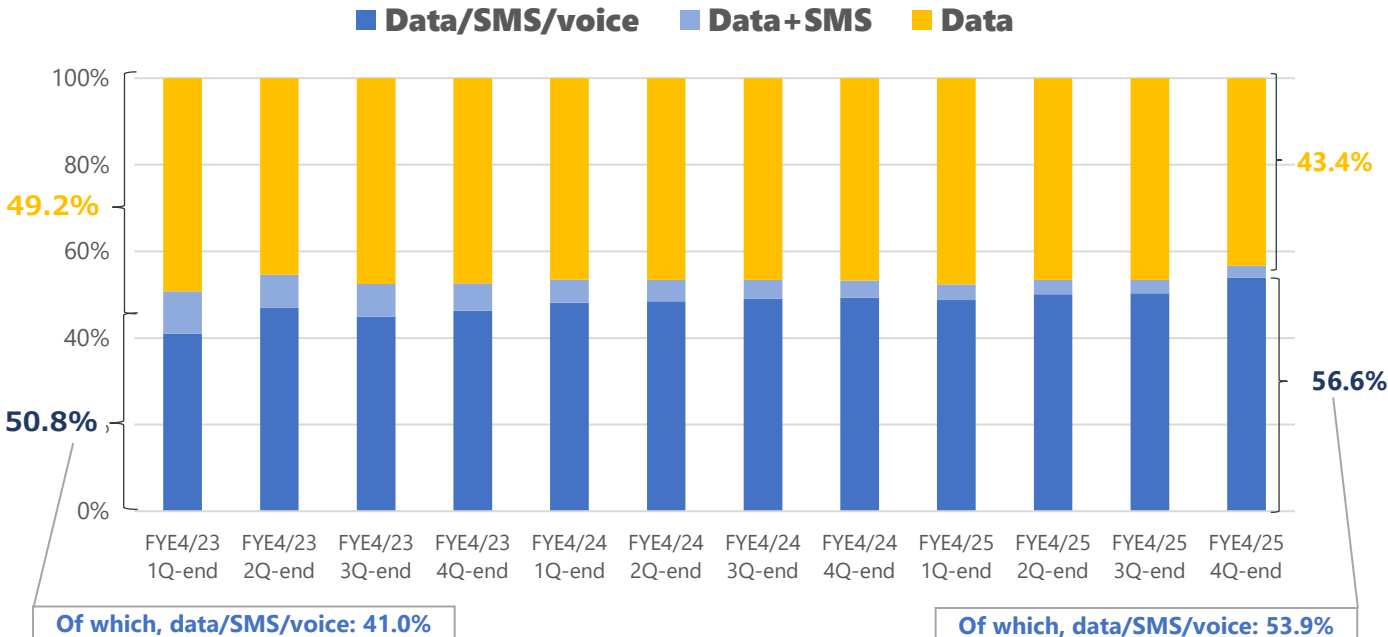




A comprehensive MVNO support service that packages lines, network infrastructure, various management tools, user support, logistics systems, SIM issuance centers, and more, enabling MVNO operators to offer mobile communication services under their own brand and unique plans to end users

■ Trends in Composition Ratio of SIM Sales

The trend of **increasing sales** of high-value-added “**data + SMS + voice**” packages continues, contributing to growth in net sales

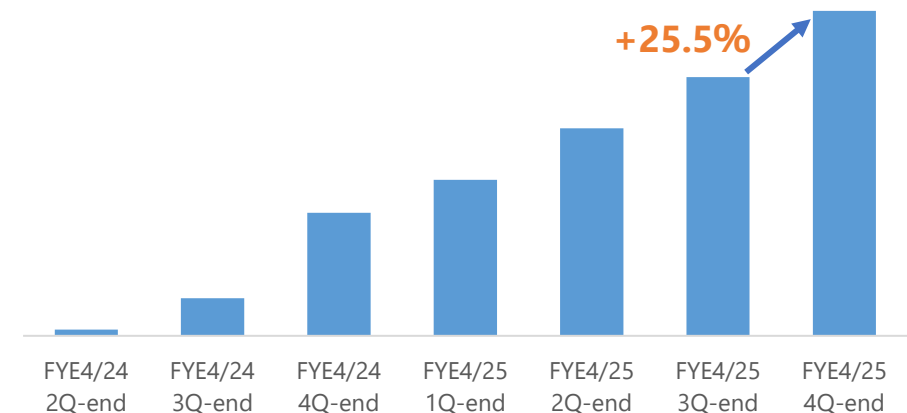


A portable fixed IP address service that enables easy and highly secure access to internal servers from outside the office, independent of the contracted provider/communication environment

■ Trends in the number of IPs provided

Since the service launched in September 2023, we have **secured over 1,000 company contracts** and are steadily increasing the number of IPs provided

Trends in the number of IPs provided



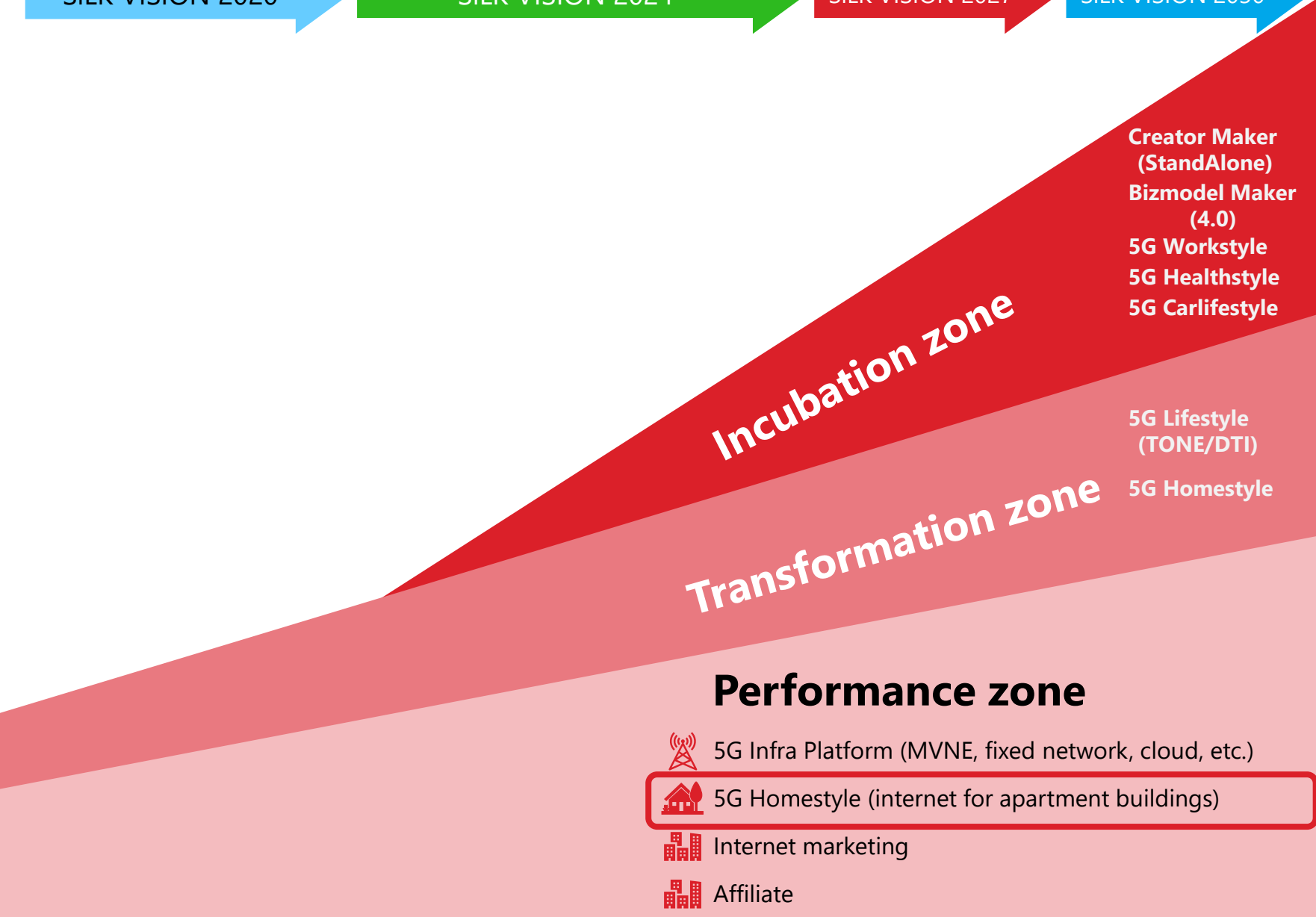
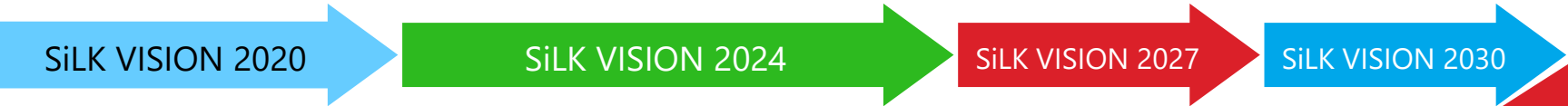
freebit mobile Biz

Common name:

フリーモ

Launched freebit mobile Biz, a 5G-compatible SIM for corporations that enables the use of both private and business lines on a single terminal

Performance Progress: 5G Lifestyle Support Business



Examples of anticipated new growth drivers

freebit
Collaborative areas with GIGA PRIZE, new B2B platforms, Platform Maker services (web3, 5G, IoT, AI), DX, healthcare, IoT fields, etc.

freebit smartworks
Development of unique web3 services (including consideration of IEOs by communities) and new credit services, etc.

TONE DTI
Addressing societal issues through bulk line provision for entire buildings and more

GIGA PRIZE
Expansion of the Creator DX business, including overseas (primarily in Asia)

FORIT
Implementation of web3/AI technologies and assembly using core components

CRAID

Growth of existing businesses

freebit
Growth plan aligned with market expansion of the MVNE (5G) business

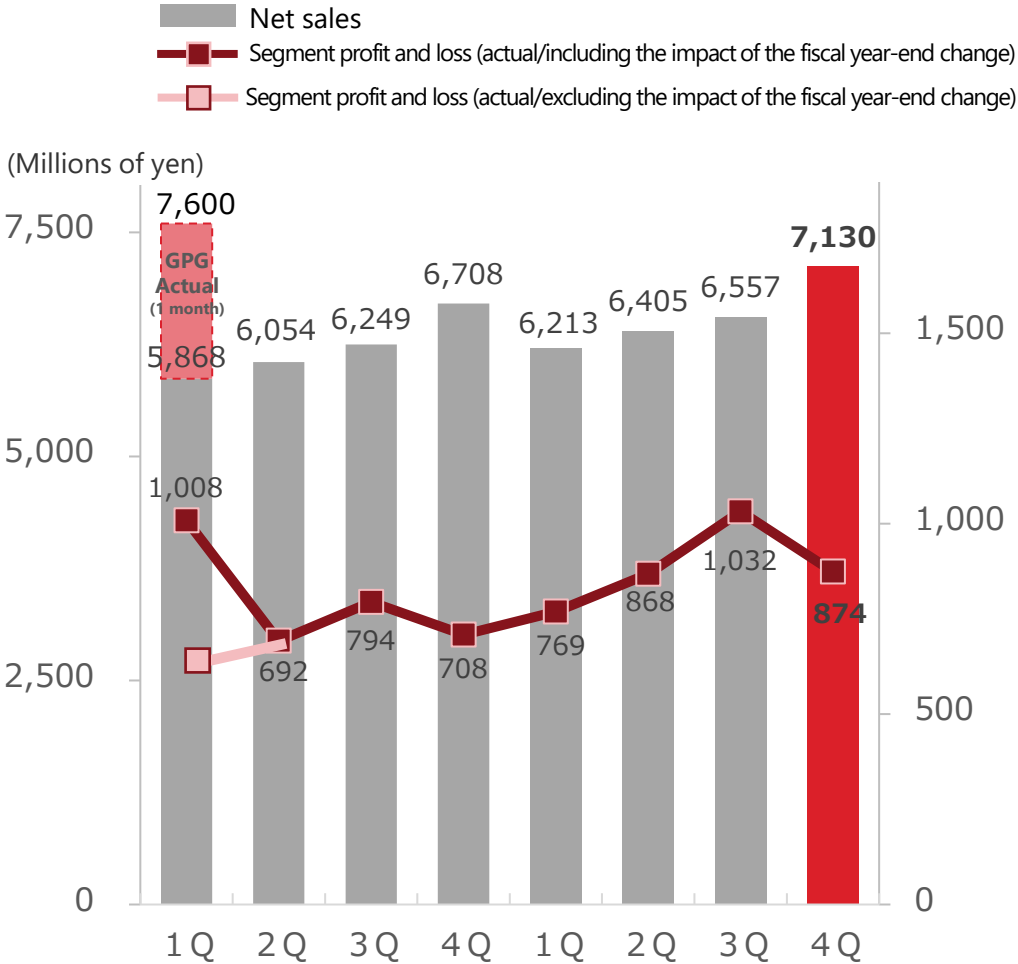
GIGA PRIZE
Maintaining an average of 150,000 units per year over three years for 5G Homestyle (GPG)

FORIT
Continued growth of the Affiliate Business

Full Speed
Improving productivity and profitability in the internet marketing business

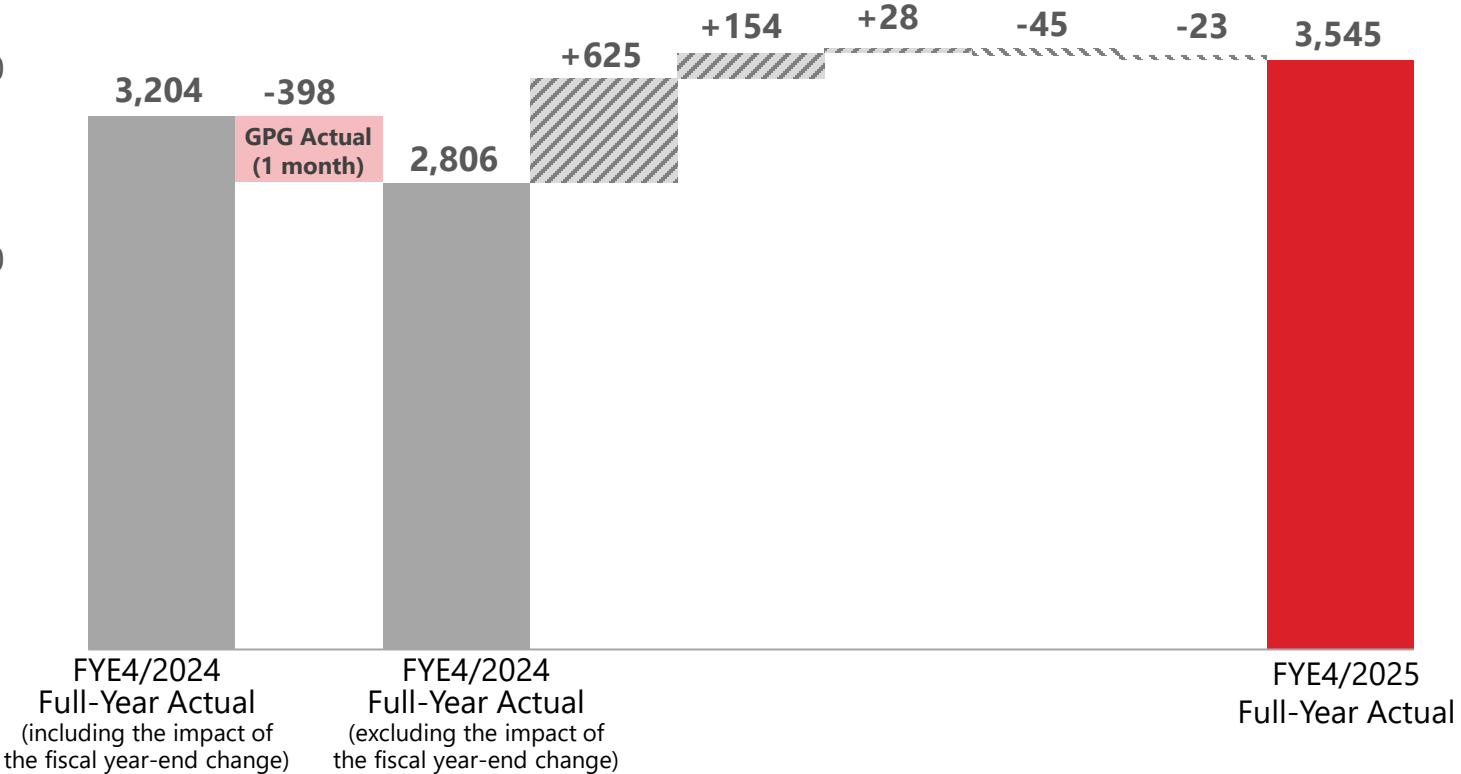
A 26.3% YoY profit increase (excluding the impact of the change in fiscal year-end) was achieved due to the steady progress of 5G Homestyle and cost control measures etc.

Net sales / Segment Profit (Loss)



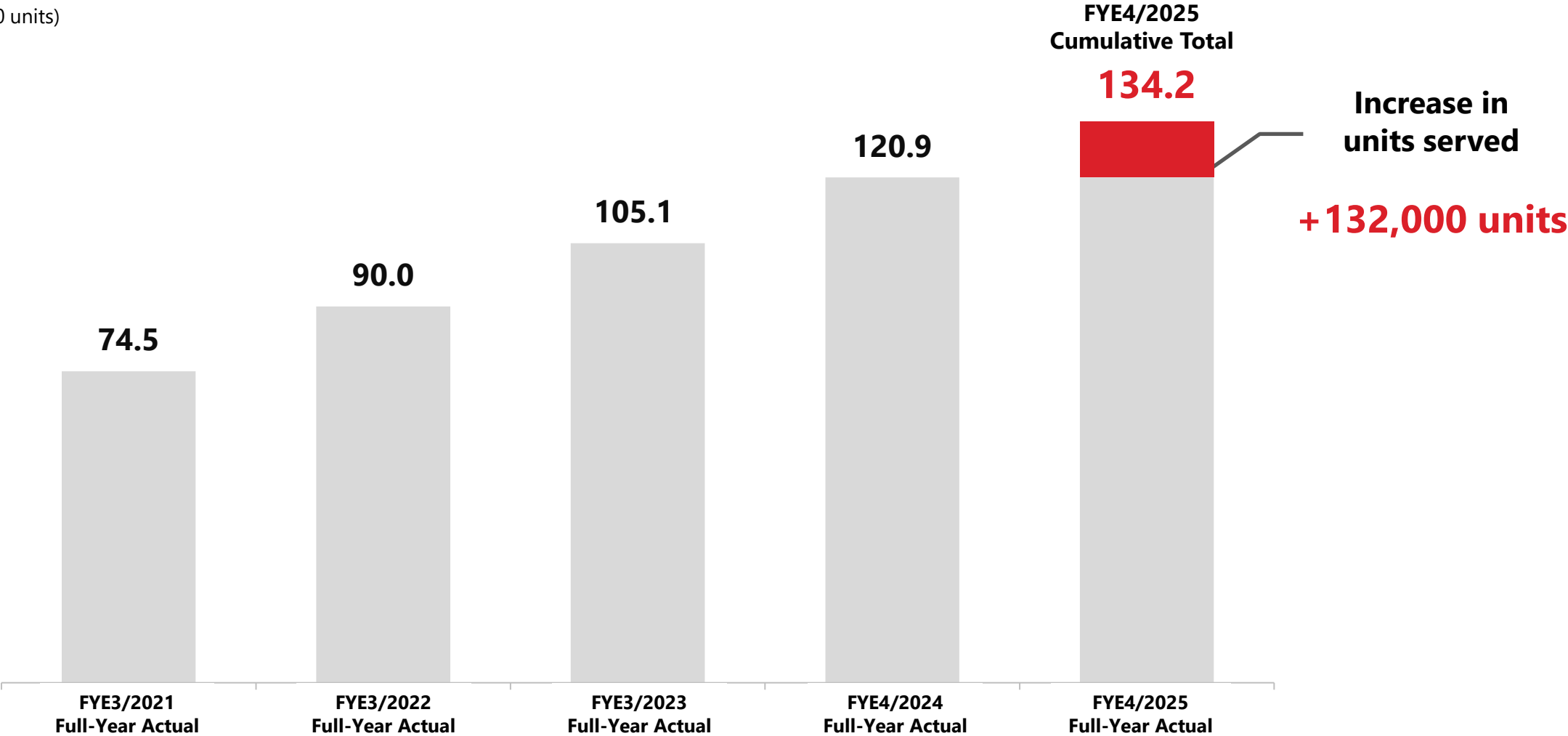
YoY Variance Analysis for Segment Profit (Loss)

- (Millions of yen)
- +625 Profit increase due to higher net sales in 5G Homestyle (GPG)
 - +154 Reduced expenses related to web3, 5G Healthstyle, and data collaboration projects
 - +28 Profit improvement through cost control in the TONE business acquisition process
 - 45 Expenses related to the establishment and operation of a company to implement TOB
 - 23 Profit decrease due to reduced usage of fixed network services in 5G Lifestyle (DTI)



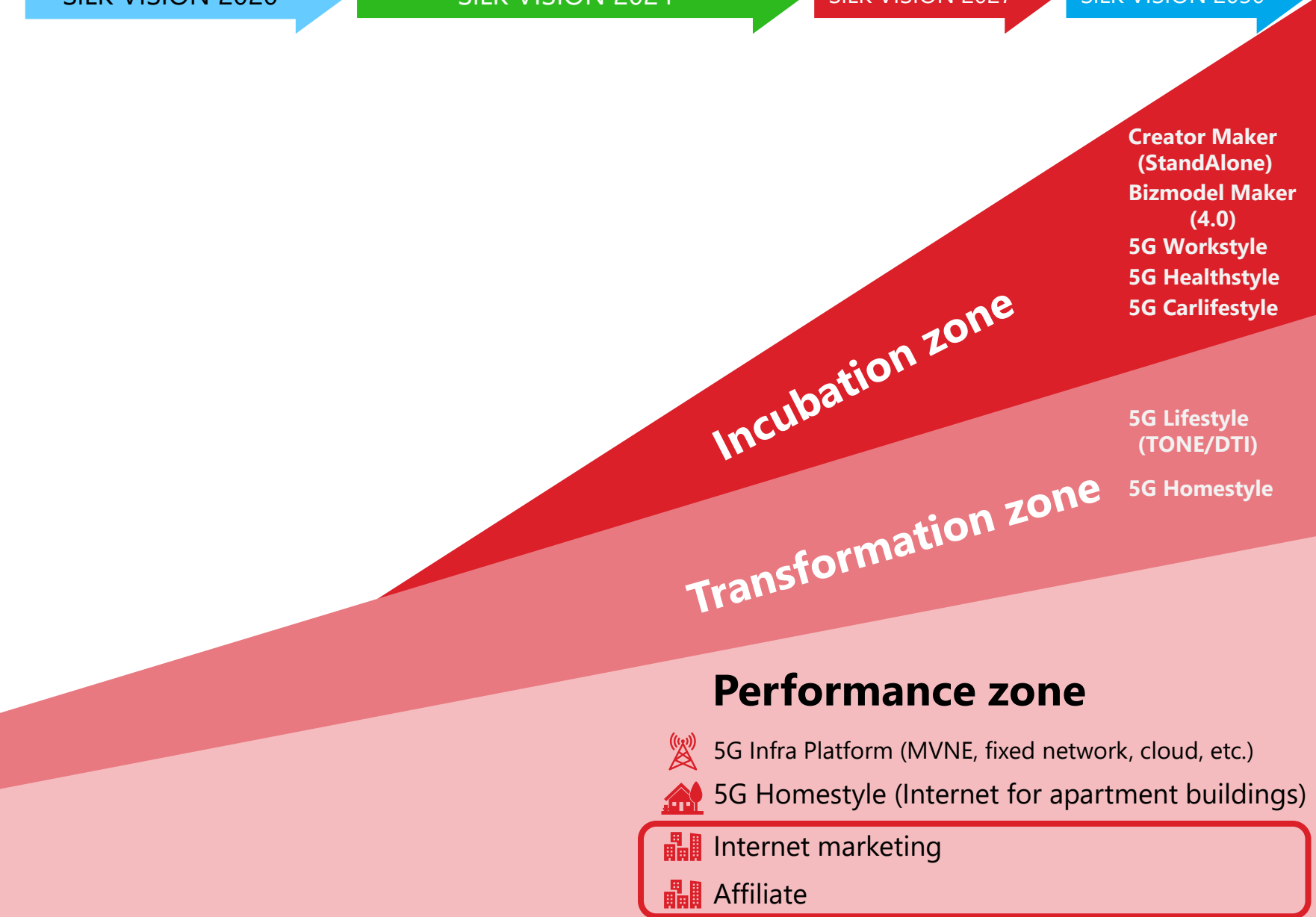
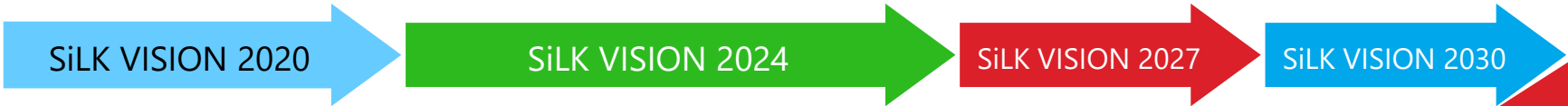
The number of units provided with ISP services for apartment buildings—a key indicator for 5G Homestyle (GPG)—increased by 132,000 from the end of the previous fiscal year (1.209 million units), reaching a cumulative total of 1.342 million units

(10,000 units)



(13 months)

Performance Progress: Enterprise/Creator 5G DX Support Business



Examples of anticipated new growth drivers

	Collaborative areas with GIGA PRIZE, new B2B platforms, Platform Maker services (web3, 5G, IoT, AI), DX, healthcare, IoT fields, etc.
	Development of unique web3 services (including consideration of IEOs by communities) and new credit services, etc.
	Addressing societal issues through bulk line provision for entire buildings and more
	Expansion of the Creator DX business, including overseas (primarily in Asia)
	Implementation of web3/AI technologies and assembly using core components

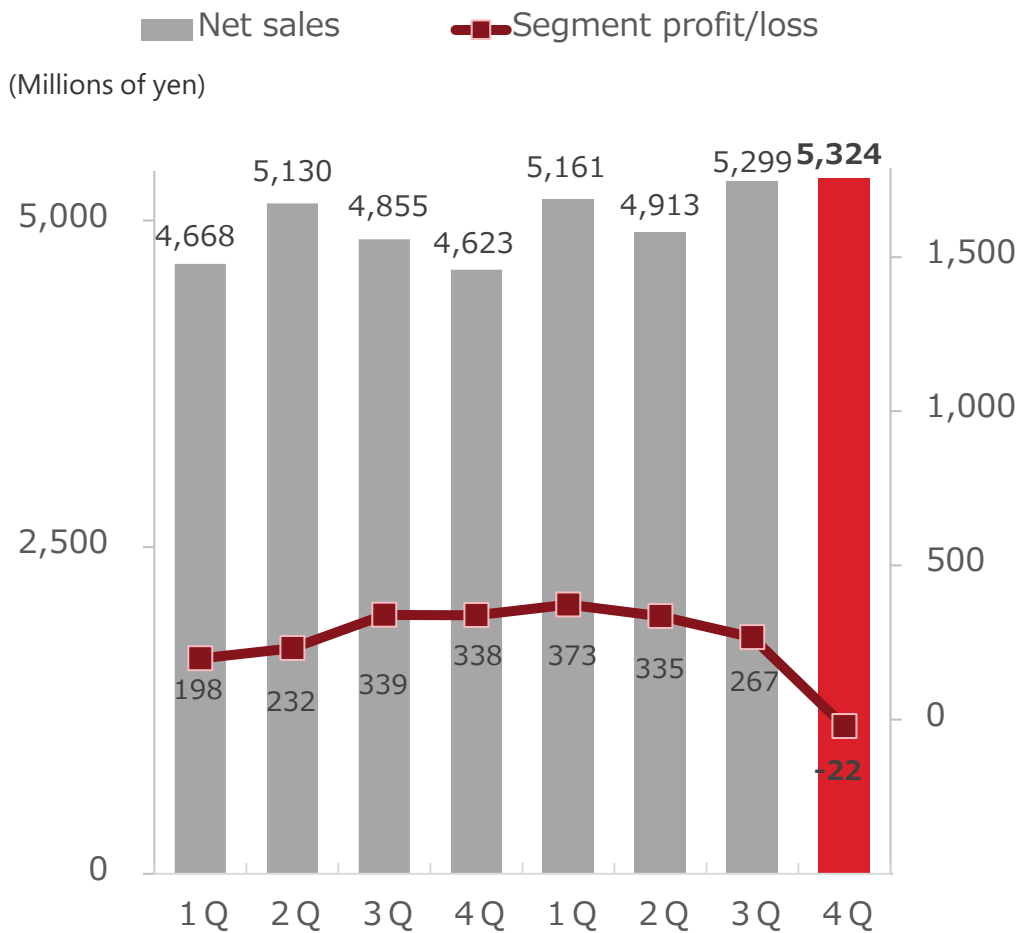
Growth of existing businesses

	Growth plan aligned with market expansion of the MVNE (5G) business
	Maintaining an average of 150,000 units per year over three years for 5G Homestyle (GPG)
	Continued growth of the Affiliate Business
	Improving productivity and profitability in the Internet Marketing Business

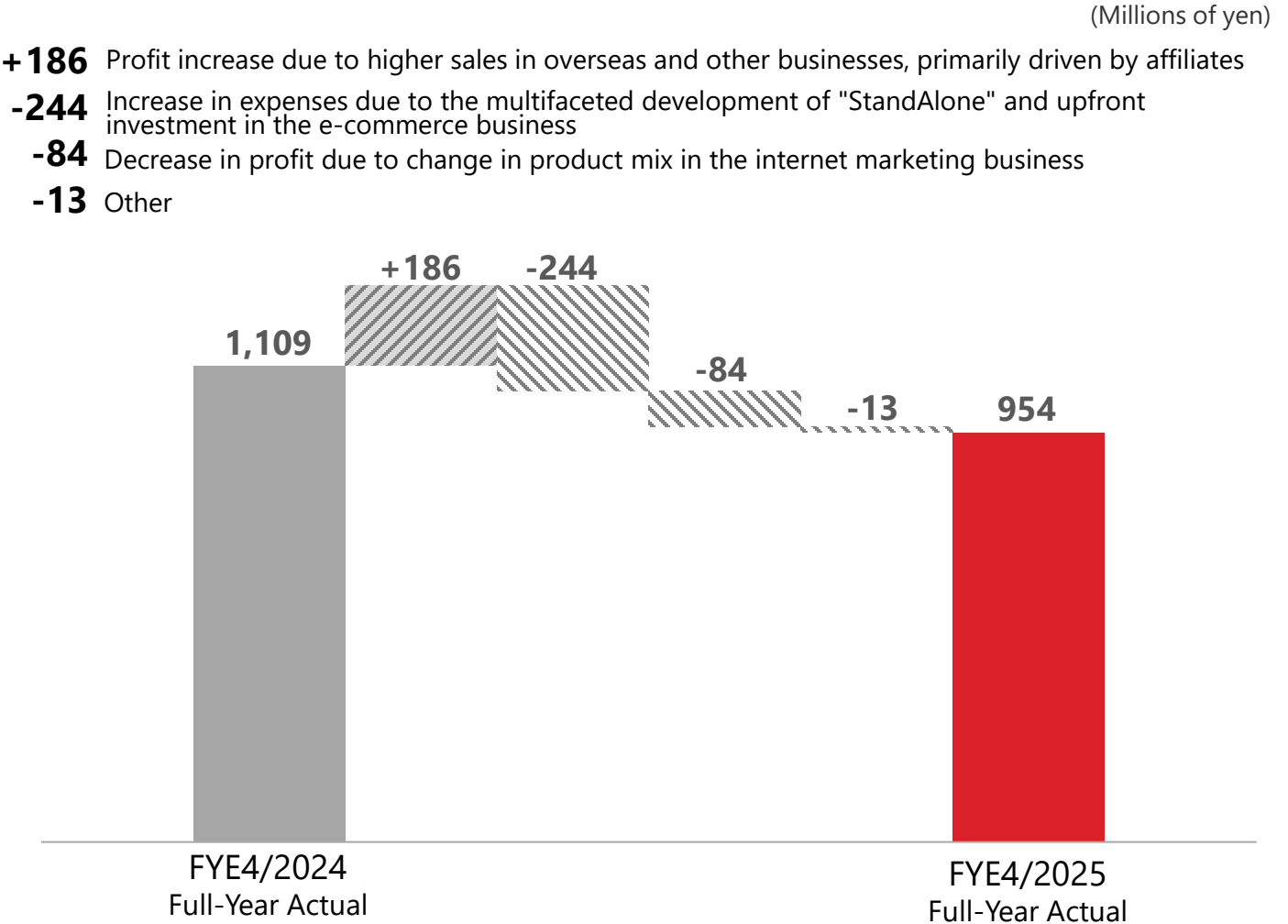
Enterprise/Creator 5G DX Support Business: Performance Progress

Although overseas and other businesses, primarily driven by affiliates, remained strong, profit declined by 14.0% YoY due to higher expenses, mainly from upfront investments toward FYE4/2026.

Net Sales and Segment Profit (Loss)



Segment Profit (Loss) YoY Variance Analysis



We have released a number of new apps for artists on StandAlone.
We aim to expand the practice of building fan communities in the 5G/web3 era.

■ StandAlone apps released in FYE4/2025 (Dates in parentheses indicate when released)



Maika Yamamoto
Mk.ZeRo.
(July 11, 2024)



Totaro
TOTARO
(July 22, 2024)



Aoto Watanabe
BLUE
(August 28, 2024)



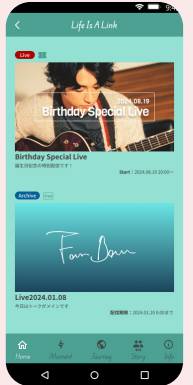
Junpei Taguchi
J'z
(November 5, 2024)



Hikaru Midorikawa
Snow Crystal
(January 25, 2025)



DEAN FUJIKOKA
FamBam
(September 24, 2024)



Moka Kamishiraishi
choco moka
(February 28, 2025)



Rei Okamoto
Okamochi
(March 26, 2025)



Mayu Miyamoto
mayucy's
(April 24, 2025)



Yu Serizawa
SERIKO LOVE CLUB
(April 25, 2025)



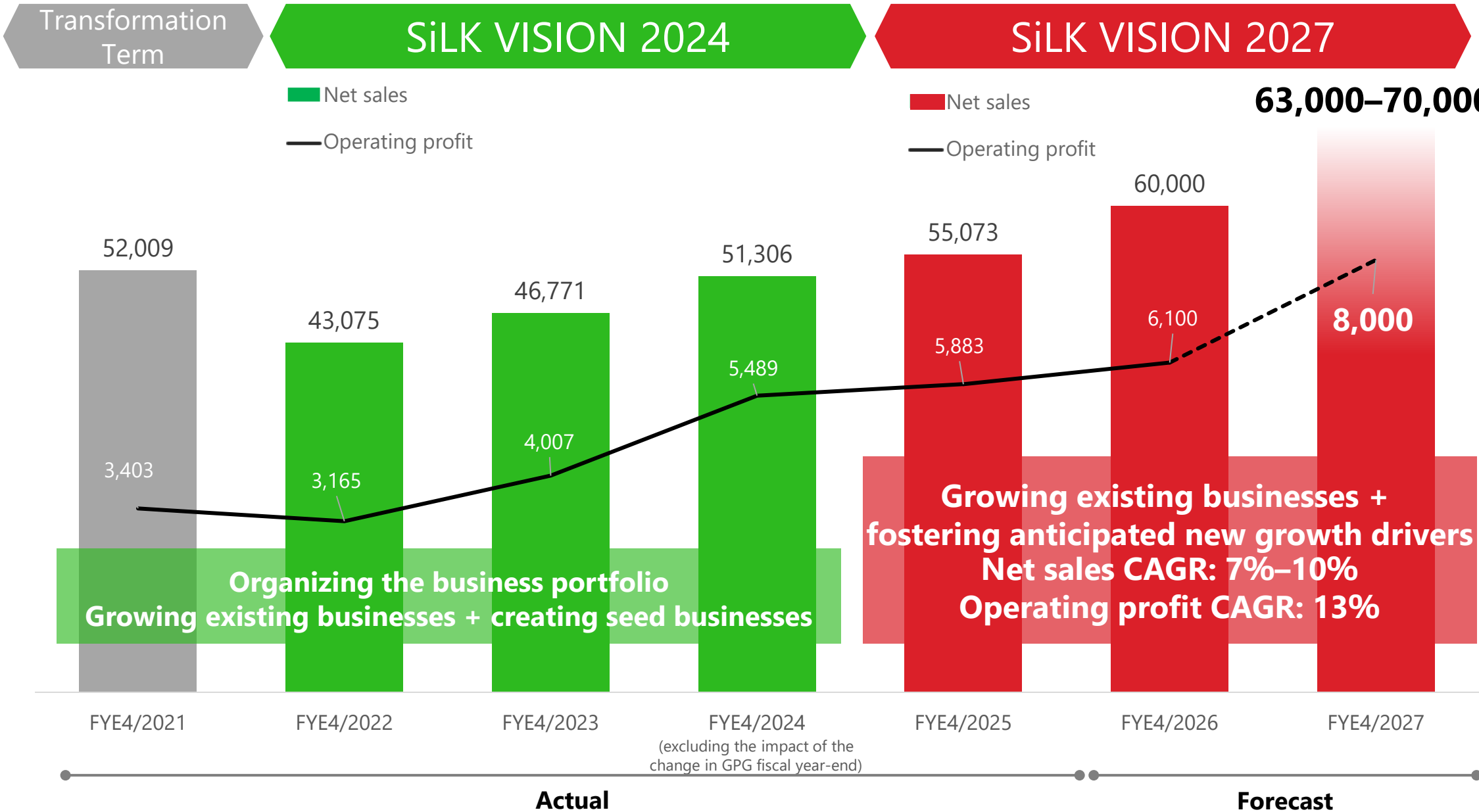
Supporting global creators / web3

- Through a partnership that provides comprehensive support by developing and offering an IT platform incorporating web3 technology, we have launched an app for **FamBam**, the fan community of **Dean Fujioka**, which aims to directly connect the creator with fans around the world.
- We will support diverse individual connections through web3-type mutual contribution mechanisms and AI technology while developing a system where web3 and blockchain technologies provide "trust" and enable autonomous development.

3. Forecast of Consolidated Financial Results for FYE4/2026

Net Sales and Operating Profit Targets Under SiLK VISION 2027

Millions of yen

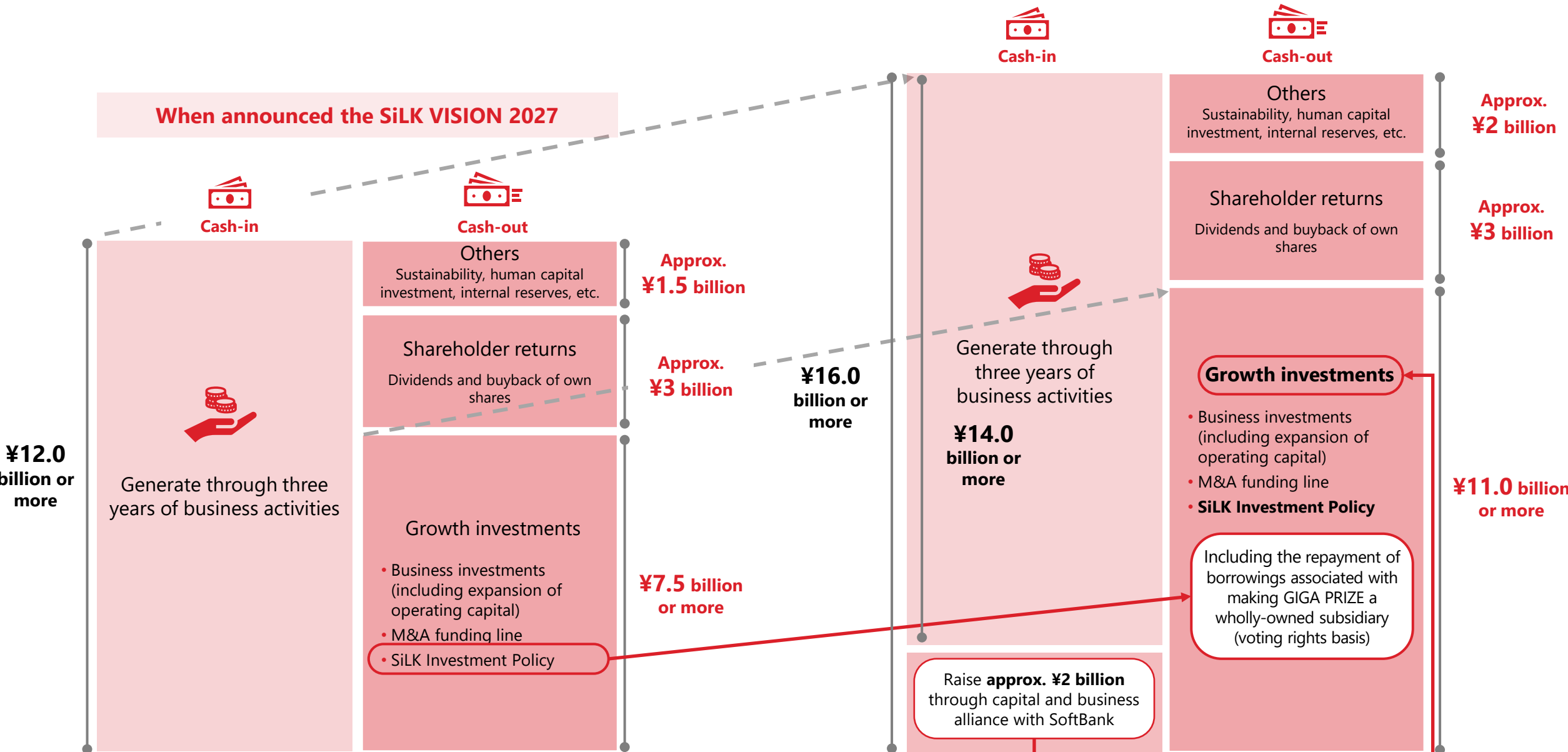


Forecast of Consolidated Financial Results for FYE4/2026

(Millions of yen)	FYE4/2025	FYE4/2026	
	Actual	Forecast	Change
Net sales	55,073	60,000	+8.9%
Operating profit	5,883	6,100	+3.7%
Ordinary profit	5,230	5,770	+10.3%
Profit attributable to owners of parent	2,748	3,500	+27.3%

- Net sales: We aim for continued growth with an 8.9% YoY increase in FYE4/2026 based on a compound annual growth rate (CAGR) target of 7%–10%.
- Operating profit: We will undertake proactive growth investments and business refactoring to achieve the final-year targets of SiLK VISION 2027.
 - No goodwill or goodwill amortization will arise from making GIGA PRIZE a wholly-owned subsidiary (voting rights basis).
- Following the capital and business alliance with SoftBank and the acquisition of GIGA PRIZE as a wholly-owned subsidiary (voting rights basis), we will thoroughly carry out a fundamental restructuring of our business across the Group. This includes integrated management, joint procurement, joint sales, and co-development of technologies and services, with the goal of maximizing synergies.

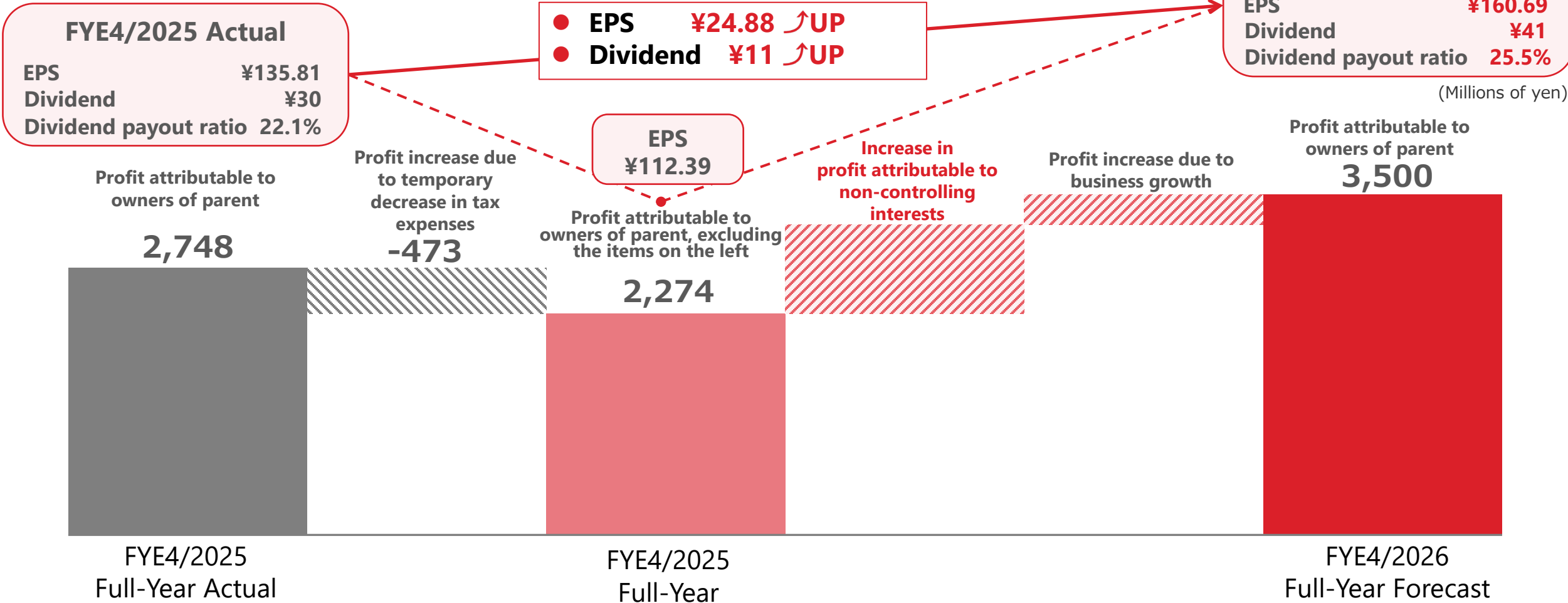
Capital Allocation Update

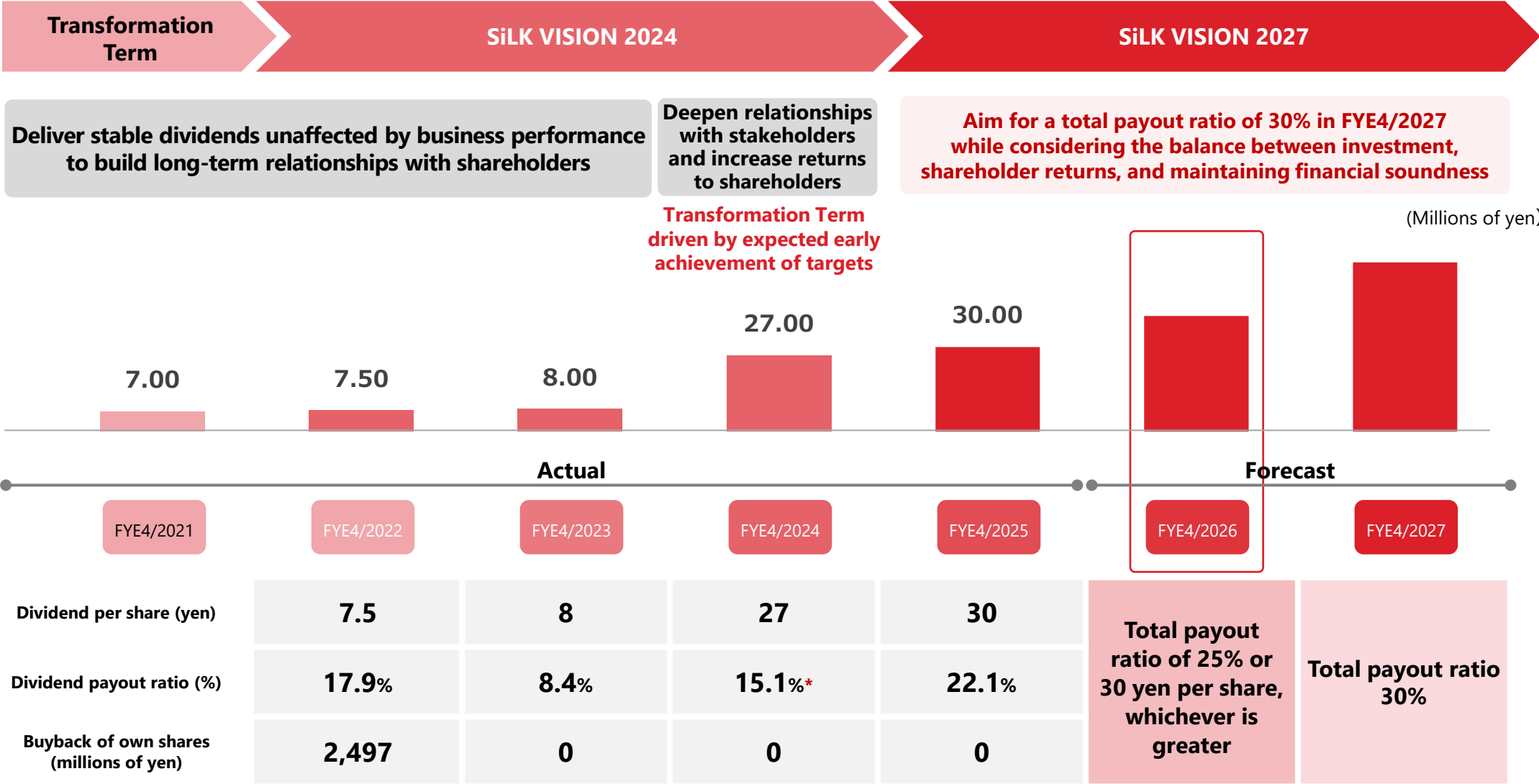


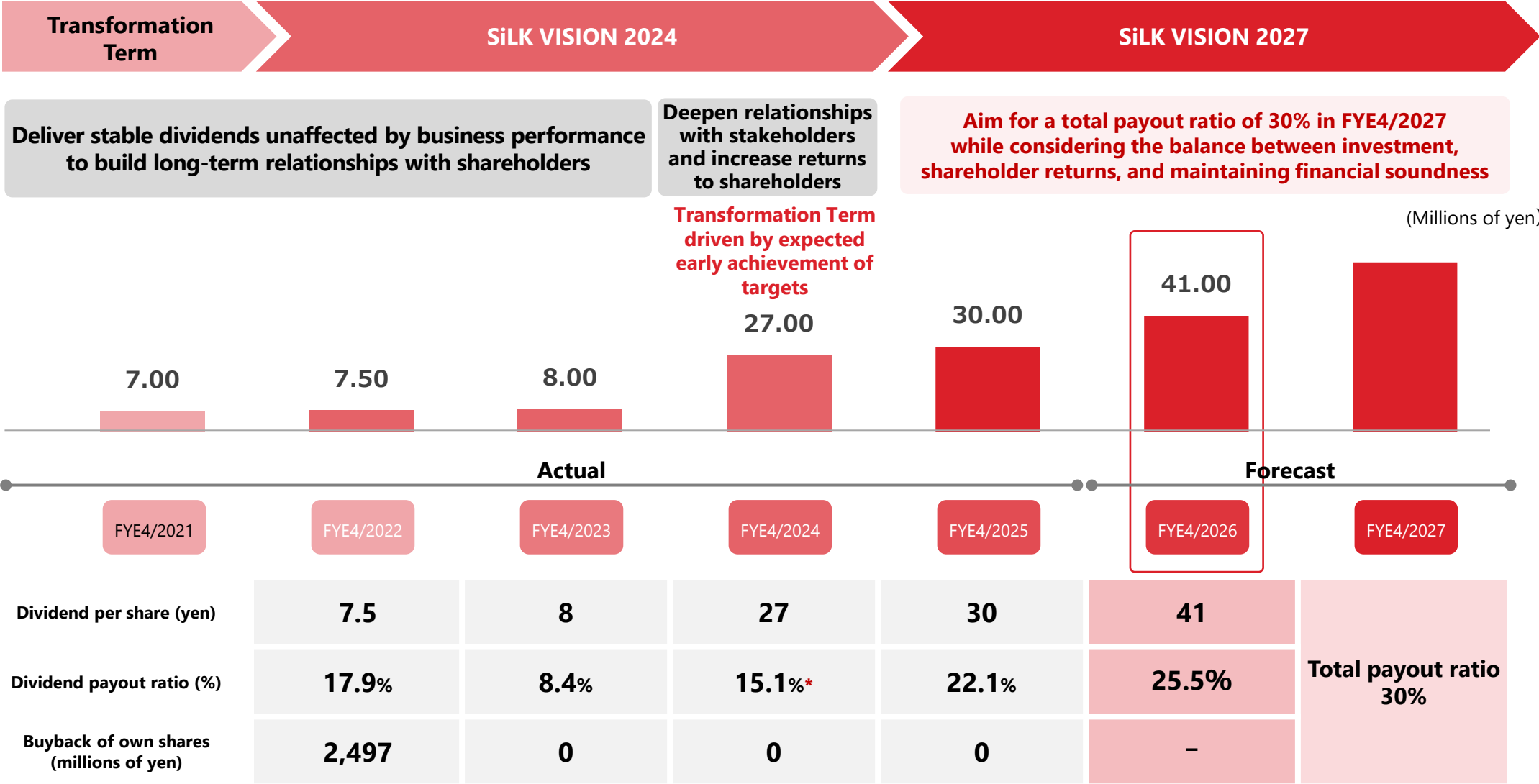
The impact of making GIGA PRIZE a wholly-owned subsidiary (voting rights basis)

- Significant increase in profit attributable to owners of parent, resulting in a substantial rise in EPS (basic earnings per share)
- Dividend policy outlined in SiLK VISION 2027 to be executed as planned, with the dividend amount increasing significantly in line with the sharp rise in EPS

The effects of making GIGA PRIZE a wholly-owned subsidiary (voting rights basis) will materialize in both business performance and shareholder returns







4. Appendix

Corporate Profile	
Company Name	FreeBit Co., Ltd.
Head Office	E-Space Tower, 3-6 Maruyama-cho, Shibuya-ku, Tokyo
Representative	Atsuki Ishida, President, CEO and CTO
Established	May 1, 2000
Common Stock	¥4,514 million
Number of Employees	Consolidated: 873 / Non-consolidated: 255 (FYE4/2025)
Consolidated Subsidiaries	25 consolidated subsidiaries / 1 equity-method affiliate
Consolidated Net Sales	¥55,073 million (FYE4/2025)
Consolidated Operating profit	¥5,883 million (FYE4/2025)
Number of Shares Issued	23,414,000 shares
Listing	The Tokyo Stock Exchange (TSE) Prime Market (Securities code 3843)

History	
May 2000	Established
Mar. 2007	Listed on the TSE Mothers Market
Aug. 2007	Made DREAM TRAIN INTERNET INC. (DTI) a consolidated subsidiary
Mar. 2009	Made GIGA PRIZE Co., Ltd. a consolidated subsidiary
Aug. 2010	Made Full Speed Inc. a consolidated subsidiary
Jan. 2015	Established FreeBit Mobile, Inc., an MVNO business subsidiary (now succeeded by DTI)
Jul. 2016	Moved to the TSE First Section
Jul. 2019	Entered into a business alliance with Alps Alpine Co., Ltd.
Apr. 2022	Transitioned to the TSE Prime Market
Nov. 2022	Made Full Speed Inc. a wholly owned subsidiary
Mar. 2023	Entered into a capital and business alliance with Alps Alpine Co., Ltd.
Jan. 2025	Entered into a capital and business alliance with SoftBank Corp.
April 2025	Made GIGA PRIZE Co., Ltd. a wholly-owned subsidiary (voting rights basis)



FreeBit Co., Ltd.



ISP support services, MVNE, cloud services,
web3 related platforms
<https://freebit.com/en/>

Full Speed

Full Speed Inc.



Managed advertising services, internet marketing business,
creator platforms

<http://www.fullspeed.co.jp/>



F O R I T

For it Inc.



Affiliate advertising services

<https://www.for-it.co.jp/english/>



CRAID Inc.



Integrated advertising management platform service, ad-network
services for smartphones

<https://www.craid-inc.com/>



JobRoad Inc.



Human resources services including Japanese language
education, employment support, and job change support for
foreign human resources from Southeast Asian countries

<https://jobroad.co.jp/en/>



Rita Inc.



Development and operation of OtoO video advertising
platforms and CPI/CPE networks

<https://rita-inc.co.jp/>



GIGA PRIZE Co., Ltd.



Internet-related services for apartment buildings

<https://www.gigaprize.co.jp/>



Soft Volante Co., Ltd.



Real estate management software

<http://s-volante.co.jp/>



GIGA TEC CO., Ltd.



Internet construction services for condominiums

<https://www.giga-tech.co.jp/>



DREAM TRAIN INTERNET INC.



Internet-related services for individuals

<https://www.dti.co.jp/>



BEKKOAME INTERNET INC.



Data center-related services

<https://www.bekkoame.co.jp/>



FreeBit Smartworks Inc.



Outsourced call center operations

<https://freebit.com/freebitsmartworks/>



5G Infrastructure Support Business

5G

eSIM

AI

Blockchain

Using 5G, eSIM, AI and Blockchain technology to provide infrastructure platforms that connect people and products in a secure and affordable way

→ “Free you a bit” that began with “Free ISP’s ISP”

Inception
FreeBit’s first business was under the concept of “Free ISP’s ISP” (an ISP service for free ISPs), with a goal of increasing the number of internet users in Japan

Thereafter
Consecutive rollout of new services using high-quality and secure high-speed communications and advanced network technologies

Today
Through the 5G Infrastructure Support Business, we offer support services to various businesses for the introduction of cloud- and IoT-based solutions in addition to support services for entry into MVNO businesses and business support services for ISPs

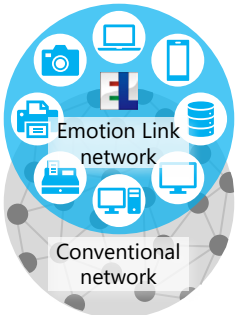
- We will create next-generation networks and data centers for the 5G era, reinforce our provision of services using cloud platforms, and roll out services using 5G and eSIMs (SIMs that are built into devices). We will also expand our range of services that combine these various business resources
- Domestic 5G-related markets and IoT markets have huge potential and are expected to grow to around ¥210.6 billion* and ¥10.2 trillion* in scale respectively
- In anticipation of these markets, while continuously providing stable, secure, and safe communication infrastructure services, we will build next-generation networks and data centers for the 5G era and aim to roll out new services using 5G and eSIMs



Highlight Technology

“Emotion Link,” our proprietary technology

- Emotion Link is a network solution for safe and secure communications that can flexibly guarantee the reachability and safety of communications using an overlay network (a virtual network that is created on top of an existing network)
- The solution enables safe two-way communication between the equipment and terminals required for network creation and offers direct access across firewalls and NAT



Enables safe and secure communications between various equipment using an overlay network

Conventional network



Emotion Link network



Enables communication across NAT, firewalls, and other network barriers

Software-type



Stack-type



USB-type



Box-type



Embedded-type



To respond to customers’ varying needs, we offer an abundant variety of Emotion Link solutions to create networks of diverse equipment



Our main services



Description

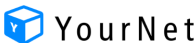
MVNE business to support MVNO business development

Main solutions provided

Provision of MVNE services to support MVNOs
We work between an MNO (NTT Docomo) and MVNOs to support the startup and operation of MVNO businesses, and provide consulting services to support the smooth rollout of MVNO businesses

Features

- Dedicated consultant system
- Extensive lineup allows for unlimited combinations
- Achieved at low cost



Support ISP business from all directions

We offer provider outsourcing services for ISPs. Alongside basic services such as internet connection and high-volume emails, we also provide comprehensive backup for peripheral services including online storage, cloud platforms, and mobile connections

- YourNet ISP outsourcing service
- M-Plus! VPN
- ISP in a Cloud



Highly secure hybrid cloud

We provide hosting services that cater to wide-ranging needs through everything from general-purpose plans to custom server creation
A highly secure and stable cloud that combines the next-generation firewall FortiGate with the proven and highly reliable virtual software VMware

- freebit cloud VDC
- freebit cloud security SIM
- freebit cloud IoT Platform



5G Lifestyle Support Business (1)

We provide business platforms that support the creation of services for safe and secure lifestyles, health, workstyles, and housing

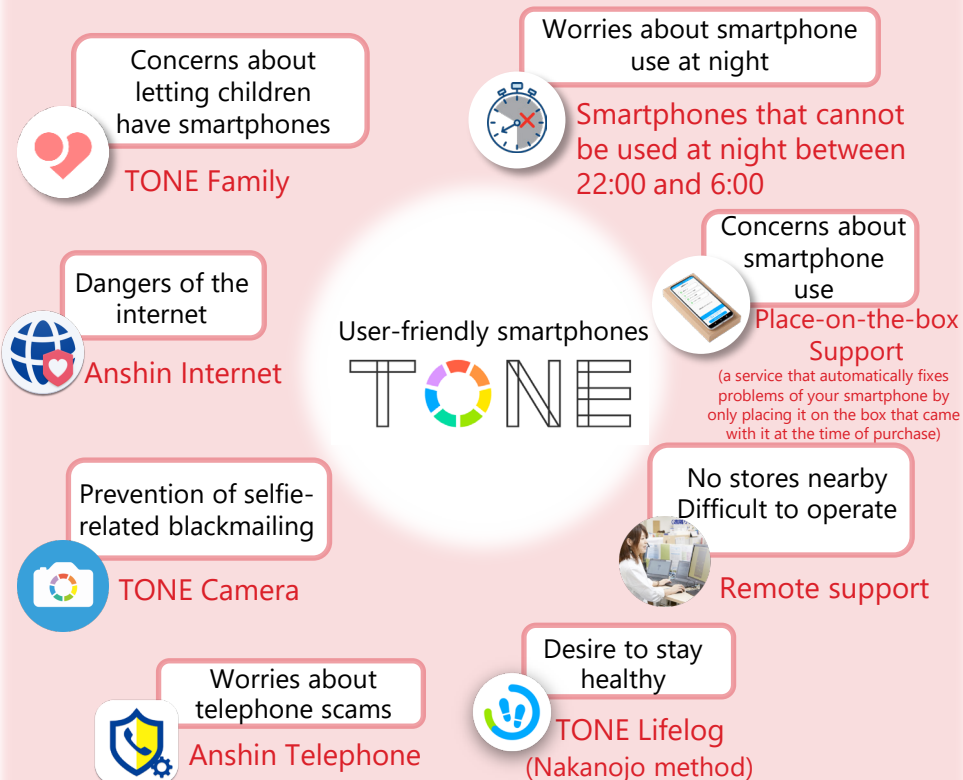
► 5G Lifestyle (TONE/DTI)

We provide mobile communication services using smartphones and fixed line internet-related services, mainly for individual customers

TONE Mobile

► Tone Mobile also functions as a so-called showroom for the FreeBit Group's technologies

TONE Mobile gives due consideration to (1) What the first smartphone for children should be like, and (2) How smartphones should be for senior citizens. Through TONE Mobile, we use technology to provide safe, secure, and user-friendly smartphones that reduce any concerns, stress, or reluctance associated with smartphone use



Highlight Technology

TONE Mobile brings together the FreeBit Group's technologies to roll out the TONE IN strategy




Addressing social issues through TONE Mobile

TONE Care



Simple and free online health consultations with doctors, etc.*2 from anywhere



Doctors, etc. provide advice on health

Through TONE Care, doctors, etc. offer health consultations to subscribers, users, and their families



Simple consultations through chat
Unlimited number of consultations per month

Users can casually consult with doctors through chat for free and as many times as they wish



15-minute online health consultations up to twice a month

Users can take advantage of a simple consultation service through their TONE Mobile device up to twice a month and for 15 minutes at a time

*1 Verifiable credentials (VC): A digital certificate that shares academic history, qualifications, and identification, and that proves that the information has been verified by a trustworthy organization

*2 Consultations may be held by qualified individuals other than doctors.



5G Lifestyle Support Business (2)

We provide business platforms that support the creation of services for safe and secure lifestyles, health, workstyles, and housing

- ▶ **5G Homestyle (GIGA PRIZE)** We are also focusing on establishing a new service in addition to our provision of internet services for housing complexes

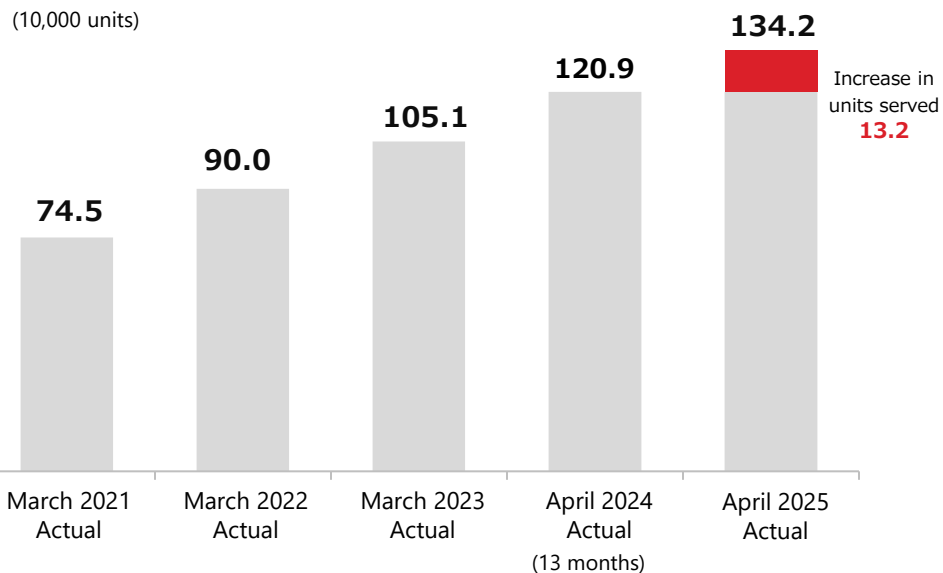


GIGA PRIZE: ISP for housing complexes and smart life support

- GIGA PRIZE, which provides the 5G Homestyle service in our 5G Lifestyle Support Business, offers a high-speed and stable internet connection service as a dedicated ISP for housing complexes
- GIGA PRIZE is also developing various digitalized solutions such as an operational support system for the real estate industry and a cloud-based surveillance camera service

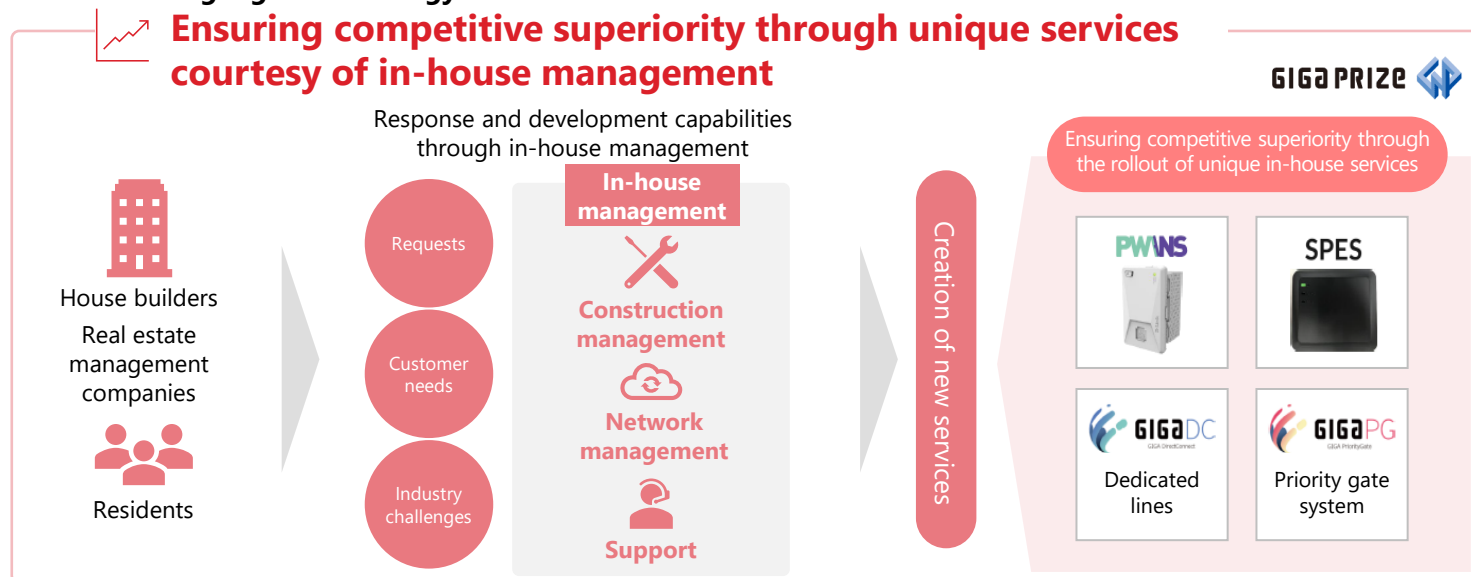
<No. of homes using our ISP service for housing complexes>

(10,000 units)



Highlight Technology


Ensuring competitive superiority through unique services courtesy of in-house management



Initiatives toward smart cities



- The GIGA PRIZE Group's LIVINGTOWN MINATOMIRAI is a cross-industry co-creation complex that supports the updating of lifestyles with a focus on housing
- We are providing smart home experiences using 5G, IoT, and other next-generation communication technologies, and are promoting demonstrations with a view to creating a smart town



We are rolling out various solutions in the environments surrounding homes to enrich lifestyles through technology

- Cloud-based security cameras record visuals on the cloud without the use of a recorder. The aim is to provide residents with peace of mind by preventing illegal dumping around garbage collection points, parking issues, break ins, theft, and other crimes
- Smart poles provide safety and security through basic lighting functions, LED illumination functions, and cloud-based security cameras
- GIGA PRIZE is working to develop and improve solutions and services in line with housing-related challenges and needs, and is contributing to increases in property value and more comfortable lifestyles

Segment Overview



Enterprise/Creator 5G DX Support Business

A business that supports the creation of platforms that enable everything from market creation and entry to the maintenance of customer relationships for not only enterprises but for the creators and influencers who will be key to the future of manufacturing



Provision of online marketing services using advanced technologies ▶ Full Speed Inc.

An affiliate network that exceeds one million sites ▶ For it Inc.

We will aim to enhance services for 5G marketing and expand influencer marketing

With an eye on web3, we are promoting Internet marketing and ad technology-related businesses

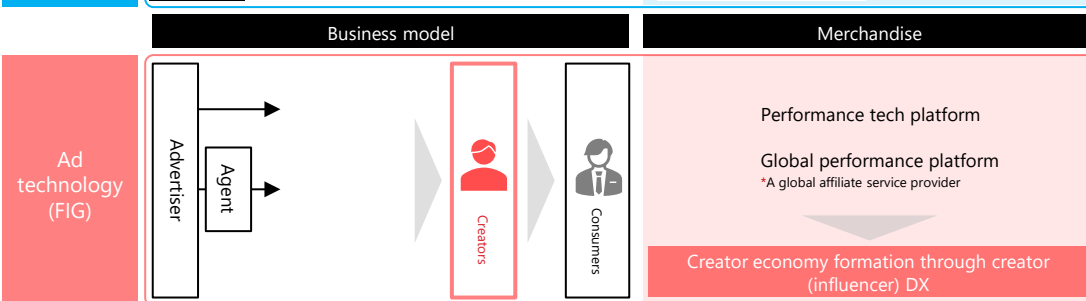
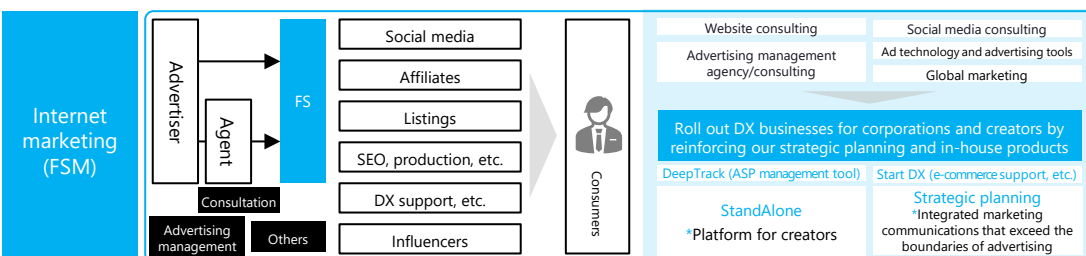


We offer the StandAlone creator platform that maximizes value for creators and influencers by allowing them to communicate their own information without going through a major platform operator



Enterprise/Creator 5G DX Support Business

We will support manufacturing in the era of 5G and the creation of platforms using unique DX methods, working alongside enterprises, creators, and influencers.



Highlight Technology

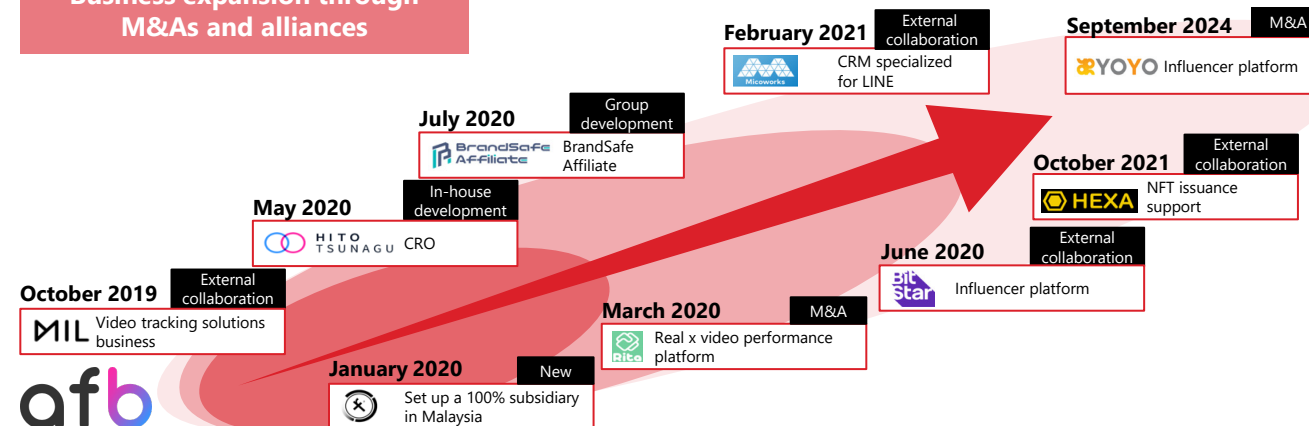
Performance technology network/ASP



- afb is a performance-based affiliate service managed by For it Inc. It has a customer-first policy and offers the **fastest partner payment cycle in the industry**
- In the **user satisfaction part of the Affiliate Program Awareness Survey 2024**, among high-income partners (those with income of over ¥500,000/month), afb was ranked the **most satisfying service for the 12th consecutive year**

Source: Affiliate Program Awareness Survey 2024 <https://affiliate-marketing.jp/release/202408.pdf> (Japanese only)

Business expansion through M&As and alliances



Website information on SiLK VISION 2027 and the Integrated Report



For more information, please visit our website home page and click on the appropriate images.



SiLK VISION 2027 explanatory video

https://freebit.com/ir/movie/movie_20240724.html

(available in Japanese only)



FreeBit, Here and The Road Ahead—Integrated Report 2024

https://freebit.com/en/ir/pdf/integrated_reports/fix.pdf



Transcript of the SiLK VISION 2027 explanatory video

(external website)

<https://finance.logmi.jp/articles/380238>

(available in Japanese only)



フリービット、新中期経営計画『SiLK
VISION 2027』を発表
「信用の所在地」を追求し、通信生まれの
web3実装企業へ

提供：フリービット株式会社 新中期経営計画『SiLK VISION
2027』説明動画


毎日、発明する会社

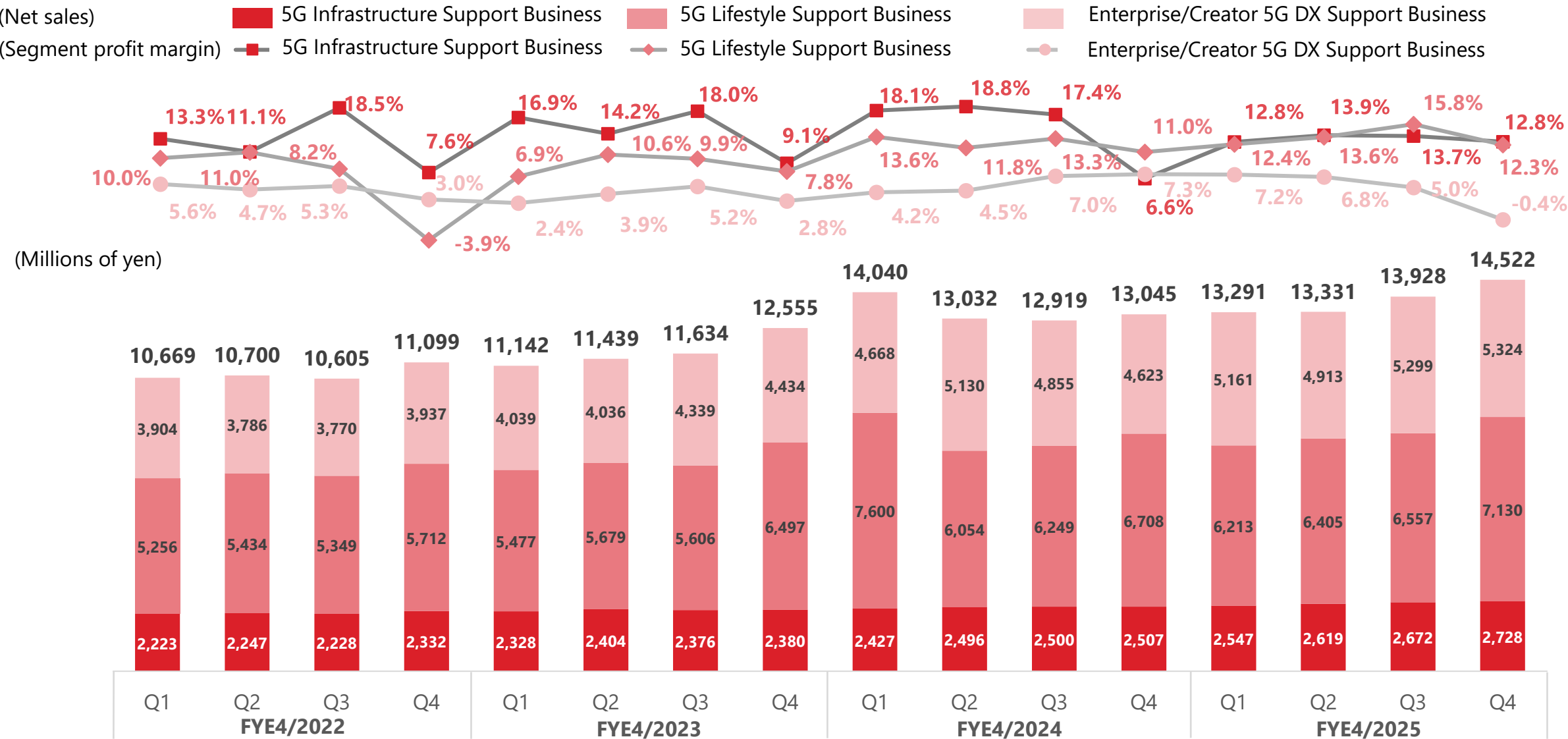
SiLK VISION

2027

信用の所在地

born in the Garage

Stable sales growth through recurring charges and steady improvement of profit margin



Quantitative Information (Financial Indicators)

	FYE4/2015	FYE4/2016	FYE4/2017	FYE4/2018	FYE4/2019	FYE4/2000	FYE4/2021	FYE4/2022	FYE4/2023	FYE4/2024*	FYE4/2025
Number of consolidated subsidiaries	11	11	14	20	24	27	19	20	21	21	25
Results (Millions of yen)											
Net Sales	21,469	28,389	35,222	38,653	50,365	55,295	52,009	43,075	46,771	53,037	55,073
Operating profit	1,244	1,902	1,321	1,851	2,981	2,587	3,403	3,165	4,007	5,887	5,883
Ordinary profit	982	1,322	807	1,426	2,569	2,481	3,661	2,878	3,707	5,756	5,230
Profit attributable to owners of parent	1,025	553	(150)	(567)	279	(619)	1,586	827	1,792	3,566	2,748
Financial Position (Millions of yen)											
Total assets	19,323	21,931	25,597	30,796	39,164	42,472	34,835	35,050	35,926	38,183	40,558
Net assets	10,654	11,164	11,251	10,675	11,308	10,848	12,148	11,039	11,032	15,196	8,536
Shareholders' equity	9,842	9,972	9,648	8,875	9,001	8,079	8,714	6,881	8,242	11,628	6,479
Interest-bearing debt (including lease obligations)	3,901	4,430	6,499	12,107	16,941	18,897	14,317	15,144	15,991	14,144	21,750
Cash Flows (Millions of yen)											
Operating cash flows	2,207	1,751	3,811	1,030	3,182	1,480	7,122	2,333	3,322	4,225	4,573
Investing cash flows	(524)	(508)	(2,291)	(2,140)	(3,688)	(1,870)	(2,655)	510	(644)	(1,085)	(687)
Financing cash flows	585	(306)	844	4,504	2,320	625	(2,571)	(2,731)	(2,110)	(2,720)	(1,924)
Balance of cash and cash equivalents at year-end	6,983	7,911	10,249	13,656	15,458	15,718	17,619	17,741	18,305	18,722	20,677
Productivity (Millions of yen)											
Net sales per employee	33.1	41.8	40.0	39.0	39.7	42.8	56.8	45.9	51.2	59.9	63.0
Operating profit per employee	1.9	2.8	1.5	1.8	2.3	2.0	3.7	3.3	4.3	6.6	6.7

Quantitative Information (Financial Indicators)

	FYE4/2015	FYE4/2016	FYE4/2017	FYE4/2018	FYE4/2019	FYE4/2000	FYE4/2021	FYE4/2022	FYE4/2023	FYE4/2024*	FYE4/2025
Profitability											
Ratio of operating profit to net sales (%)	5.8	6.7	3.8	4.8	5.9	4.7	6.5	7.3	8.6	11.1	10.7
ROA (Return on assets) (%)	5.4	6.4	3.4	5.1	7.3	6.1	9.5	8.2	10.4	15.5	13.3
ROE (Return on equity) (%)	12.9	5.6	—	—	3.1	—	18.9	10.6	23.7	35.9	30.4
Solvency											
Current ratio (%)	180.4	176.7	181.8	215.1	199.2	186.4	207.0	216.0	213.3	224.9	215.2
D/E ratio (times) *E (Shareholders' equity)	0.4	0.4	0.7	1.4	1.9	2.3	1.6	2.2	1.9	1.2	3.4
Efficiency											
Total assets turnover (times)	1.2	1.4	1.5	1.4	1.4	1.4	1.3	1.2	1.3	1.4	1.4
Accounts receivable turnover period (days)	52.3	49.5	45.3	44.0	48.5	58.1	56.0	61.9	63.7	58.2	57.1
Per Share Data											
Net assets per share (BPS, yen)	436.56	449.30	434.70	399.88	405.57	368.19	415.12	366.01	412.94	582.26	297.46
Dividend per share (yen)	7.0	7.0	7.0	7.0	7.0	7.0	7.0	7.5	8.0	27.0	30.0
Basic earnings per share (EPS, yen)	51.40	24.75	(6.77)	(25.56)	12.59	(27.93)	74.06	41.86	95.07	178.58	135.81
Dividend payout ratio (%)	13.6	28.3	—	—	55.6	—	9.5	17.9	8.4	15.1	22.1

*Including impact of change in accounting period of GPG

Forward-looking statements in this document, including our forecasts, outlooks, targets, plans and strategies, are based on information that we believe to be reasonable at the time of preparation of this document and on certain assumptions (hypotheses). Actual results may differ materially from these forecasts and targets due to various factors. This document is an explanatory material for our business strategy and is not prepared for the purpose of soliciting investment.

For inquiries regarding IR and this document

FreeBit Co., Ltd.

Investor Relations,

Group Corporate Planning Division

Email address: freebit-ir@freebit.net

Website: <https://freebit.com/en/>