

Strategic Alliance with San Miguel Brewery, Inc

February 20, 2009
Kirin Holdings Company, Limited

Contents

- ◆ Transaction overview
- ◆ Strategic rationale
- ◆ Profile of SMB
- ◆ Impact on consolidated financial performance of Kirin Holdings
- ◆ Appendix

Note: Amounts in this material are calculated on the basis of 1 Philippine peso = JPY1.9 (as of February 18, 2009)

Transaction overview

おいしさを笑顔に

KIRIN

Kirin Holdings Company, Limited (“KH”) decided to newly acquire a shareholding in San Miguel Brewery, Inc. (“SMB”) while San Miguel Corporation (“SMC”), which established SMB as its domestic beer company and in which KH has a 19.91% shareholding, made its fully fledged entry into infrastructure business

San Miguel Corporation made an entry into infrastructure business ⇒ KH to sell its 19.91% ownership

2007 July: Began to enter new businesses, such as infrastructure business (power generation, power distribution, water supply, public works, mining, infrastructure development, etc.)

Oct.: Established SMB as a separate domestic beer company through spin-off

Dec.: Sold National Foods (AU) to KH; sold Tasmanian beer company J. Boag to Lion Nathan

2008 Oct.: Acquired 27% stake in Manila Electric Company, the largest power distribution company in the Philippines

Dec.: Concluded option contract for the acquisition of shares Petron Corporation, the largest petroleum refining company in the Philippines

San Miguel Brewery (“SMB”) (KH agreed to acquire 43.249% ownership)

2008 May: SMC implemented IPO of SMB, offering approximately 5.75% to the public shareholders

Transaction overview

- KH and SMC today concluded a stock purchase agreement regarding KH’s acquisition of a 43.249% stake in SMB, Philippines stock exchange-listed domestic beer subsidiary of SMC
- Tender offers to other SMB shareholders will be conducted separately at the same price as the shares purchased from SMC. This will enable KH to acquire up to 49% of SMB issued shares
- KH will sell its ownership in SMC and the proceeds will be used to acquire shares in SMB
- SMC granted an exclusivity for the share acquisition of its overseas beer companies to be negotiated by KH, SMB and SMC

Transaction overview (continued)

Contract outline

Structure	KH will acquire 43.249% of SMB from SMC through a privately negotiated transaction
Consideration	Acquisition price per share: 8.841 pesos; total acquisition amount: approx. 58.93 billion pesos (approx. ¥112.0 billion)
Valuation	SMB corporate value: 173.47 billion pesos (approx. ¥329.6 billion) (including SMB's planned issuance of corporate bonds of 38.8 billion pesos) Enterprise Value at approximately 9.4 times of adjusted forecast 2008 EBITDA* *Adjusted for royalty and property lease fees payable by SMB
KH participation in management	Three directors dispatched, of which two are full-time directors acting as the Executive Vice President and the Deputy Chief Financial Officer. (SMB has a total of 9 directors, including 2 independent directors.) In addition, four other full-time executives will be dispatched to main divisions
Schedule for SMB share acquisition	End of April: 14.181% acquisition End of May: 29.068% acquisition

In addition, tender offer to other SMB shareholder will be conducted separately at the same price as the shares purchased from SMC. This will enable KH to acquire up to 49% of SMB issued shares.

Sale of SMC shares

- On February 20, 2009, KH concluded an agreement with Q-Tech Alliance Holdings, Inc to sell its entire holding of San Miguel shares to Q-Tech Alliance Holdings, Inc.
- SMC shares to be sold at 63 pesos per share*; total sale amount of 39.61 billion pesos (approx. ¥75.3 billion) ; proceeds will be used as a part of the consideration for acquisition of SMB shares
*39% premium to 6-month average of SMC type B shares at 45.5 pesos

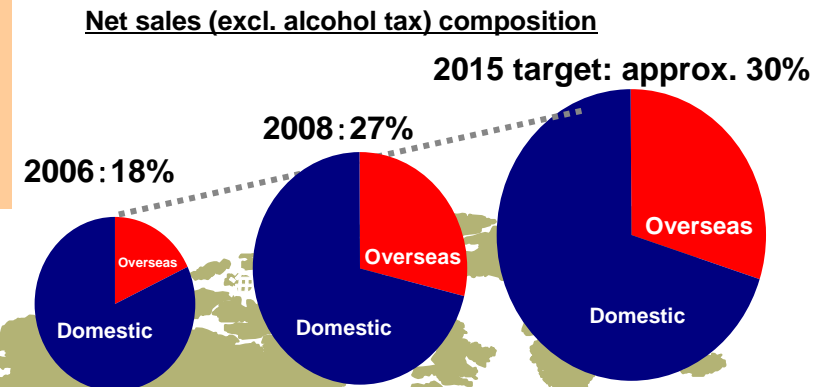
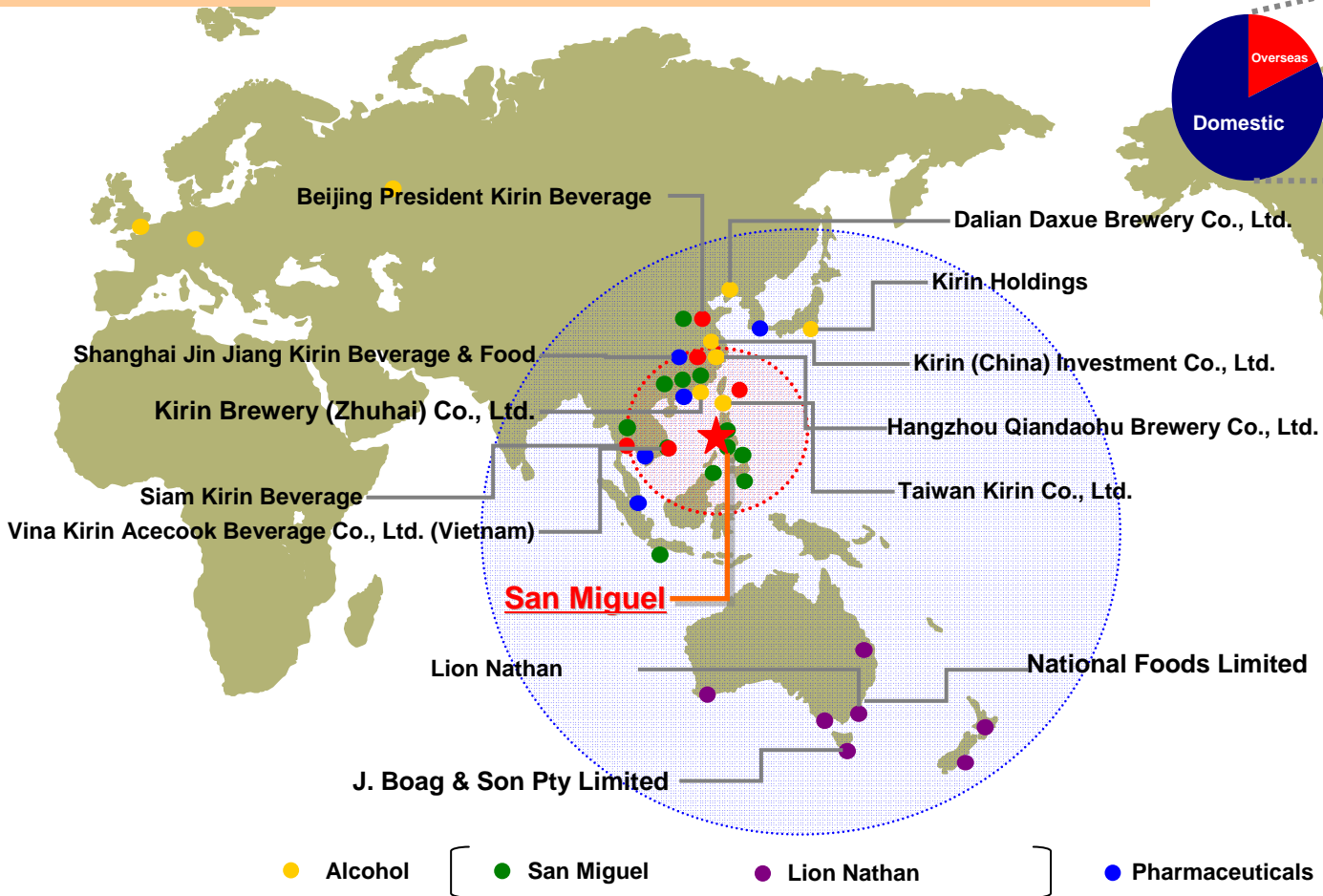
Objectives of the transaction

- Strengthen alcohol beverages operations in Asia
 - Pursue strategy of becoming a comprehensive beverages maker in Asia and Oceania
 - Activate further growth through engagement in high margin business in Asia Oceania and realization of synergies
- Increase presence in Asia and Oceania**
- ⇒ **Contribute substantially to realization of goal of becoming the *leading company in Asia and Oceania*, as stated in long-term business vision KV2015**

International strategy	<ul style="list-style-type: none"> ■ Contributes substantially to KH international strategy of becoming a leading company in Asia and Oceania in the areas of food and health
Secure platform for becoming comprehensive beverages group in South East Asia	<ul style="list-style-type: none"> ■ Secures alliance with a beer company that has a dominant market share (approx. 95%) in the Philippines, a market that is continuing to grow ■ Acquires exclusive negotiation rights for the overseas beer and beverage companies that sell <i>San Miguel</i> brand, a highly recognized brand in South East Asia. ⇒ Supports strategy of becoming a comprehensive beverages group
Profitable Business	<ul style="list-style-type: none"> ■ Allows KH to consolidate the financial result of SMB, one of world's most profitable beer producers, by application of equity method
Opportunity to promptly realize synergies through participation in management	<ul style="list-style-type: none"> ■ Enables KH to promptly realize synergies by participating in the management of SMB through the dispatch of two full-time directors (who will also assume executive posts) and four executives to main divisions

Kirin Group strategy in Asia and Oceania

- Pursue unique business model that combines alcohol and soft drinks operations and aim to maximize synergies
- Advance business expansion in East Asia economic sphere and Oceania
- Pursue alliances with local partners to propose products and services that reflect regional cultures and needs



Overview of SMB

Name	San Miguel Brewery, Inc.
Head office	Manila, Philippines
Chairman	Ramon S. Ang
Capital¹	Net assets: approx. 15.3 bn pesos (approx. ¥29.1 bn) Total assets: approx. 22.6 bn pesos (approx. ¥42.9 bn)
Results²	Net sales: approx. 48.8 bn pesos (approx. ¥92.7 bn) Operating income: approx. 15.6 bn pesos (approx. ¥29.6 bn) Net income: approx. 10.0 bn pesos (approx. ¥19.0 bn)
No. of employees¹	Approx. 2,823
Main business	Domestic beer production and sale in Philippines
Core brands	San Miguel Pale Pilsen, San Mig Light, Red Horse, Gold Eagle
Production locations	Total of 5 factories

Source:

¹ Figures are as of December 31, 2007

² Results are December 31, 2008 actual results

Overview of SMB (continued)

Core SMB brands: Strong brand lineup accounting for a **95%** share in the Philippine market

Low-priced product



RED HORSE

A low-priced brand targeting the youth segment. Higher alcohol percentage compared to other beers



GOLD EAGLE

A pleasant, easy to drink low-priced brand

Mid-priced product



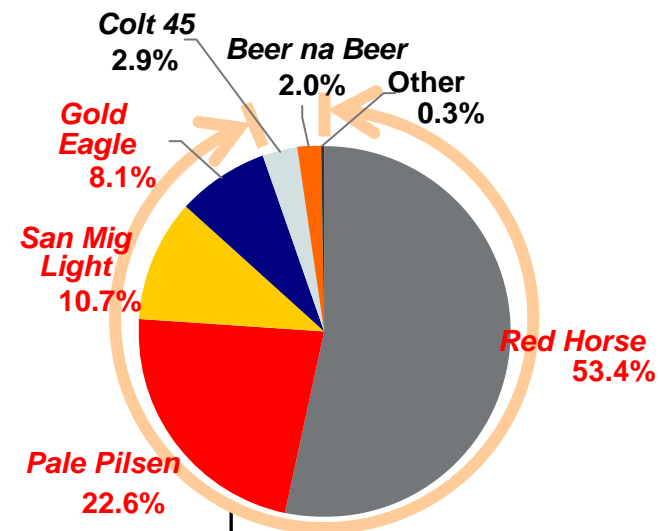
San Miguel Pale Pilsen

SMB's representative mid-priced brand. A pale lager targeting a very wide customer segment



San Mig Light

A pioneering low-calorie product in the Philippine market. A high-priced brand



SMB's 4 core brands comprise a 95% market share

Source: SMB Company (FY 2007 Market share)

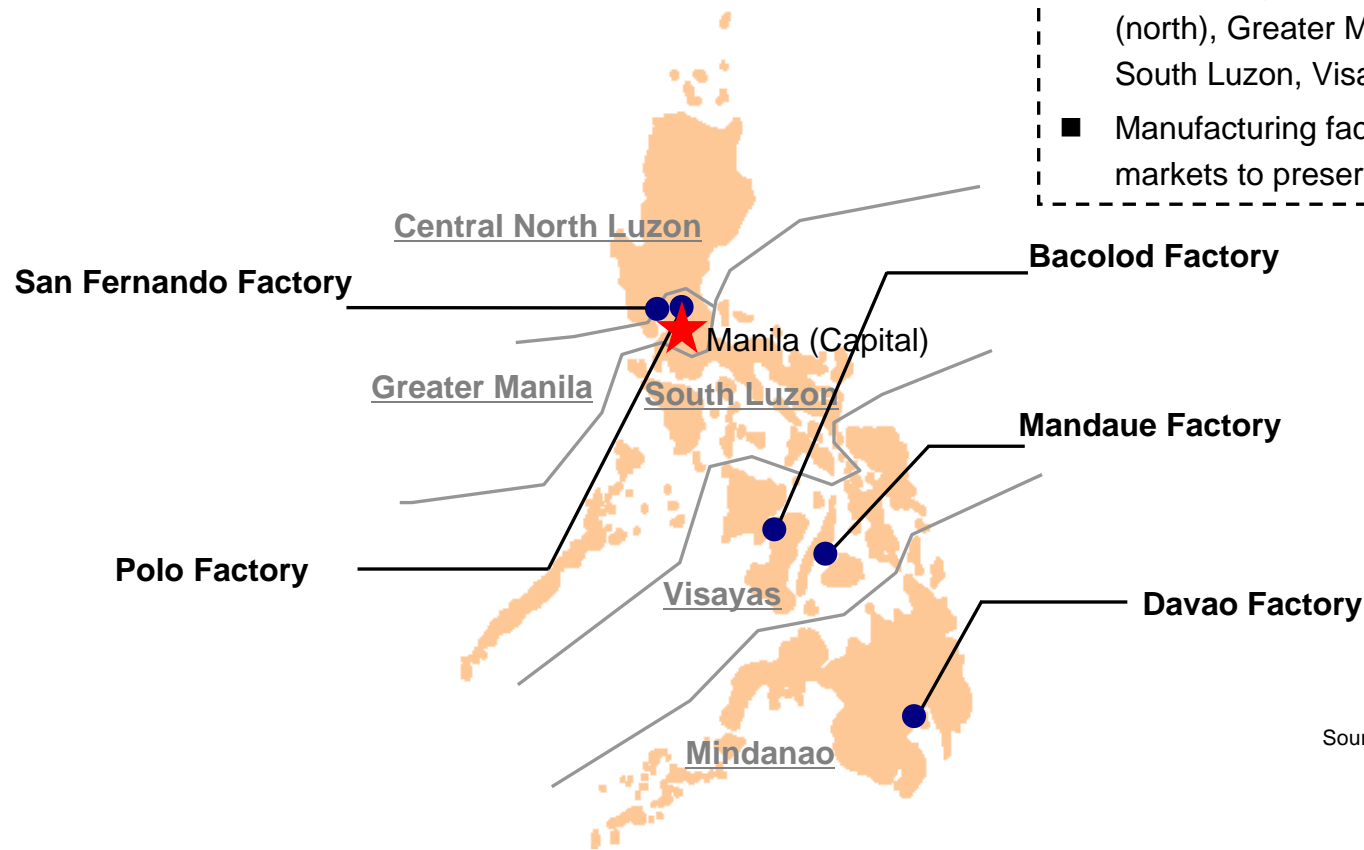
Regarding the SMB brands:

On March 31, 2009, SMB plans to acquire 100% of the shares of Iconic Beverage Inc, a wholly owned subsidiary of SMC, who owns beer-related brands of SMB, for 32.0 bn pesos. As a result, SMB will own, maintain and administrate beer-related brands of SMB.

Overview of SMB (continued)

■ SMB manufacturing facilities (5 factories)

- 6 operating areas for all SMB companies: Greater Manila (north), Greater Manila (south), Central North Luzon, South Luzon, Visayas and Mindanao
- Manufacturing facilities established close to consumer markets to preserve product freshness



Source: SMB issued prospectus

■ Powerful SMB domestic sales network

- 49 operating locations and 468 dealers (As of December 31, 2007)
- Manufacturing and sales through about 471,000 locations in the Philippines

Impact on Kirin consolidated financial results

Impact on profits (including impact on goodwill)	<ul style="list-style-type: none">■ Goodwill<ul style="list-style-type: none">■ Amount corresponding to KH's equity holding (Goodwill related to the transaction assuming 49% ownership): approx. 59.3 bn peso⇒ If amortized over 20 years, annual impact on KH's net profit to be approx. 2.9 bn pesos (approx. ¥5.5 bn)*Based on the current estimates and actual amount may differ(Reference)<ul style="list-style-type: none">• 2008 SMB net income was 10.04 bn pesos ⇒ assuming 49% ownership, KH's equity method income, after amortization of goodwill, would be approx. 2.0 bn pesos (¥3.8 bn)• 2008 SMC net income was ¥56.0 bn (including extraordinary impact of ¥4.3bn) ⇒ KH's equity method income, after amortization of goodwill, would be ¥4.7bn (after extraordinary impact of ¥4.3bn)
Impact on Cash flows	<ul style="list-style-type: none">■ 2008 Dividend from SMC: Approx. ¥2bn ⇒ Dividend from SMB: expected to increase
Impact on EPS	<ul style="list-style-type: none">■ EPS before goodwill amortization expected to increase from first year
Impact on fund procurement	<ul style="list-style-type: none">■ KH plans to procure funds for SMB share acquisition in manner consistent with financial strategy outlined in revised medium-term business plan<ul style="list-style-type: none">■ KH to sell its stake in SMC■ KH to also use debt financing
Impact on credit rating	<ul style="list-style-type: none">■ Anticipating a debt-to-equity ratio of around 0.75 times following the transaction, which is within the assumed range of the revised business plan■ In the short term, interest-bearing debt will increase in line with the financing for the acquisition. However we are aiming for early repayment of interest-bearing debt using the steady cash flow generated by the transaction
Impact on results	<ul style="list-style-type: none">■ No change as of the present time to our earnings forecasts for the current fiscal year

Appendix

Overview of SMC

Name	San Miguel Corporation, "SMC"
Head office	Manila, Philippines
CEO	Eduardo M. Cojuangco, Jr.
Capital¹	Net assets: Approx. 146.1 bn peso (About ¥277.6 bn) Total assets: Approx. 288.1 bn peso (About ¥547.4 bn)
Results¹	Net sales: Approx. 154.9 bn peso (About ¥294.3 bn) Operating income: Approx. 12.0 bn peso (About ¥22.8 bn)
No. of employees¹	Approx. 19,000
Main business	Beverages business: Beer, liquors, production and sale of chilled beverages Foods business: Production and sale of milk products, sale of processed meats Packaging business: Canning, plastics and glass businesses

Source: Annual report 2007, Company homepage

¹ As of FY ended December 31, 2007

San Miguel results overview (For reference: 2008 financial results)

Results overview (Figures adapted for KH)

■ Oct. 2007 to Sep. 2008

*Php1.00=¥2.50 (Oct. 2007 to Sep. 2008 average rate)

Net sales: 166.8 bn pesos (approx. ¥417.1 bn, -30%)

Operating income: 14.2 bn pesos (approx. ¥35.6 bn, -22%)

Net income: 22.4 bn pesos (approx. ¥56.0 bn, +95%)

■ Oct. 2006 to Sep. 2007

*Php1.00=¥2.51 (Oct. 2006 to Sep. 2007 average rate)

Net sales: 236.3 bn pesos (approx. ¥593.2 bn, +43%)

Operating income: 18.1 bn pesos (approx. ¥45.4 bn, +36%)

Net income: 11.4 bn pesos (approx. ¥28.7 bn, +105%)

From fiscal 2006, the period adapted for the reflection to KH financial has been changed. Calculations for fiscal 2007 and fiscal 2008 are based on San Miguel's results for Oct. 2006 to Sep. 2007 and Oct. 2007 to Sep. 2008 respectively

Reference: FY 2008 Jan. to Sep. net sales and operating income performance by major SMC group companies

Net sales increased in all major group companies, resulting in a 15% YoY increase on a consolidated basis.

Operating income rose 26% YoY with contribution from Beer International

Net income rose by almost 200% due to sale of non-core businesses and the IPO of SMB

	Group Companies	2008	2007	Change
Net sales	Consolidated (Billions of pesos)	122.2	105.8	+15%
	San Miguel Brewery	35,225	31,959	+10%
	Beer International (US\$ million)	213.0	170.5	+25%
	Ginebra SM	11,150	9,492	+17%
	San Miguel Food	53,103	44,792	+19%
	San Miguel Packaging	14,754	13,660	+8%
Operating income	(Billions of pesos) consolidated	11.7	9.33	+26%
	San Miguel Brewery	10,763	8,776	+23%
	International Beer (US\$ million)	1.32	(2.02)	+165%
	Ginebra SM	621	543	+14%
	San Miguel Food	1526	1764	-14%
	San Miguel Packaging	978	504	+94%
Net income	(Billions of pesos) consolidated	20.9	7.07	+195%

Source: <http://www.sanmiguel.com.ph/uploads/IR/SMC3rdqtr08results.pdf>

Unit: Millions of pesos unless otherwise indicated

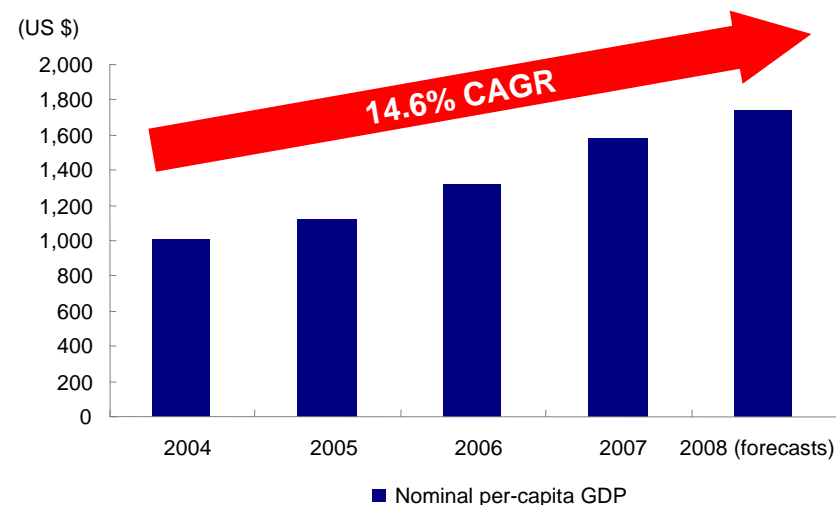
Overview of the Philippine market

Philippine economic environment

- Steady growth in nominal per-capita GDP (2004 to 2008 CAGR was 14.6%)
- The younger age-group (current and prospective beer consumer targets) comprises a large proportion of overall population (approx. 75% under 40)

Population	Approx. 91 million
Real GDP growth rate	7.2% (2007)
Nominal GDP	6,648.2 bn pesos (2007)
Nominal per-capita GDP	US \$1,739 (2008 forecast)

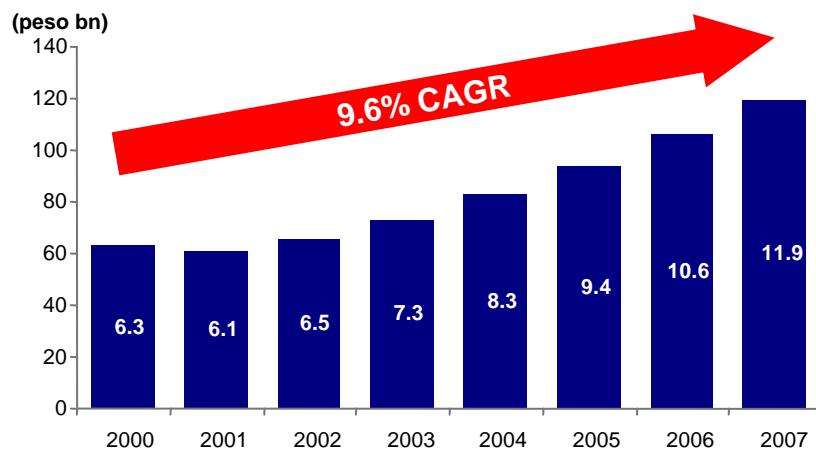
Source: Canadean, Economist Intelligence Unit



Source: Economist Intelligence Unit

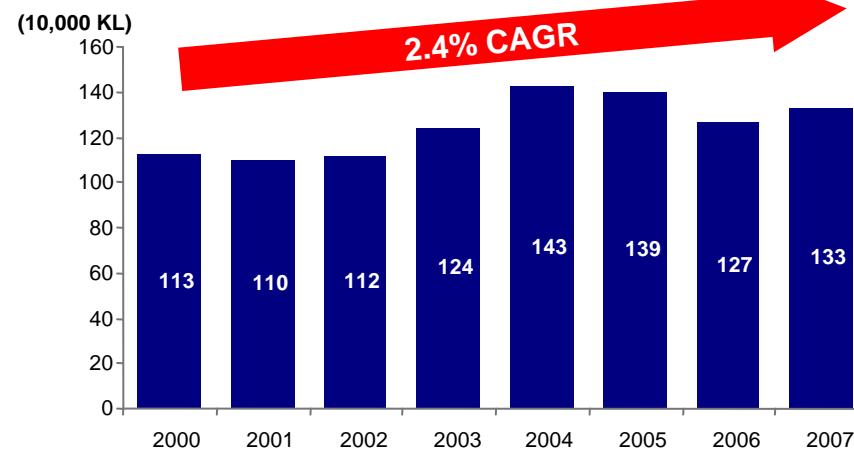
Philippine beer market

- High growth rates in beer market value, particularly due to inflation



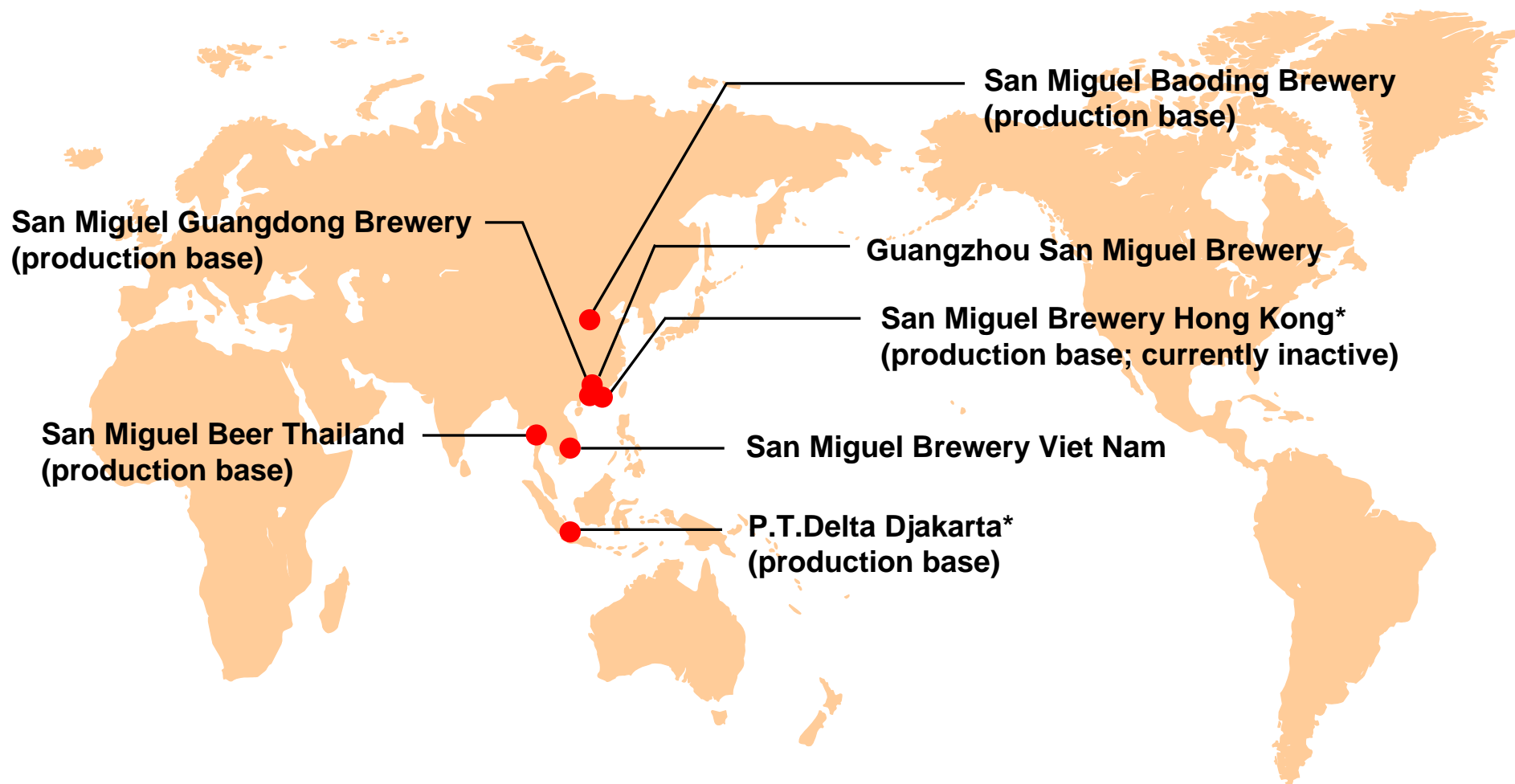
Source: Euromonitor

- Stable growth rates in beer market volume



Source: Canadean, SMB

SMC overseas beer operations



Source: SMC website

Note: * indicates listed companies

おいしさを笑顔に

KIRIN

This material is intended for informational purposes only and is not a solicitation or offer to buy or sell securities or related financial instruments.