

Nippon Manufacturing Service Corporation (nms) Consolidated Fact Sheet FY2017

Stock exchange listings : JASDAQ Securities Exchange (Stock code : 2162)

URL: <http://www.n-ms.co.jp>

Contact : nms-ir@n-ms.co.jp

nms is the leading manufacturing outsourcing company in Japan, and expanding our business globally and helps to preserve and pass down Japan's exceptional, world-renowned capabilities for Monozukuri.

nms Group service consist of three segment ; Human Solution business, Electronic Manufacturing Service and Power Supply business.

We will provide, mainly Japanese manufacturer with not only manufacturing outsourcing service as Human resource service & EMS, but also power supply units manufacturing that handles everything from design and development to repairs and customer service both in Japan and abroad.

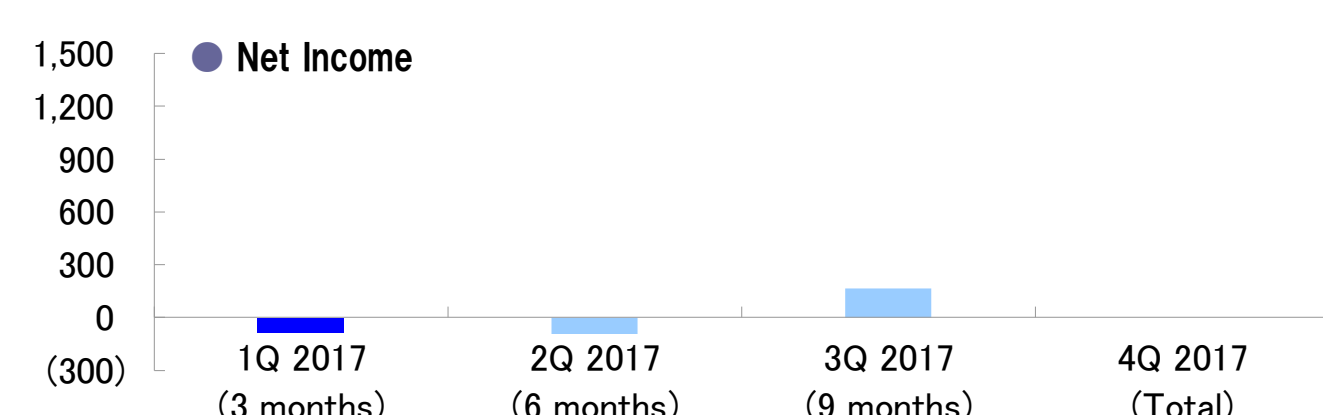
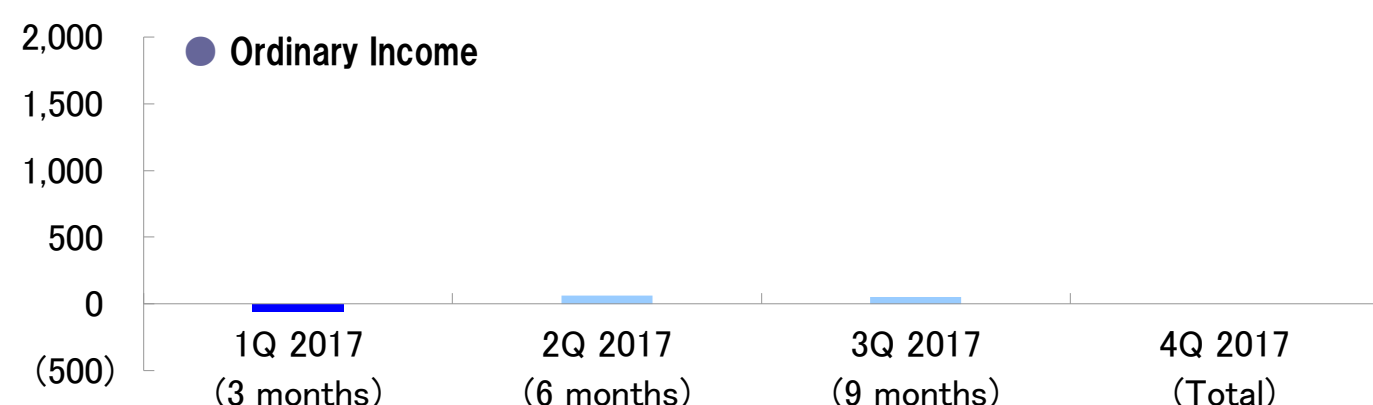
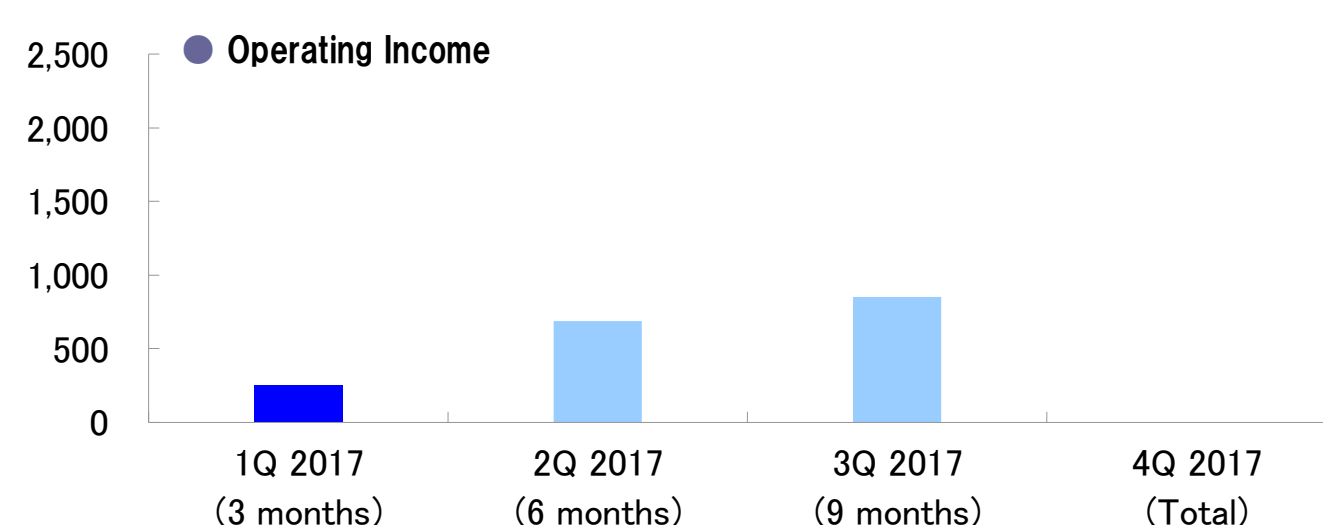
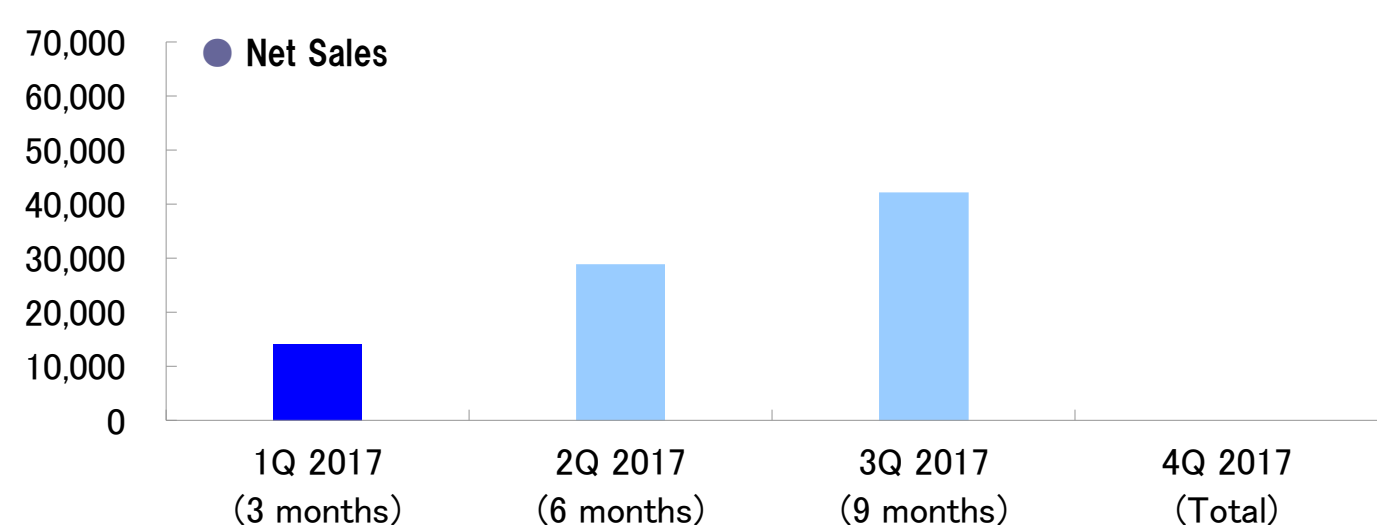
Our policy is to support Japanese "monozukuri (manufacturing)" behind the scenes and expand our service to other

Summary of Quarterly Financial Information

(Million JPY)

	1Q 2017 (3 months)	2Q 2017 (6 months)	3Q 2017 (9 months)	4Q 2017 (Total)
Net Sales	14,156	28,937	42,115	
Operating Income	251	688	853	
Ordinary Income	(61)	61	53	
Net Income	(85)	(92)	166	
Net Income per share (JPY)	(8.65)	(9.38)	16.83	
[Financial Data]				
Operating income ratio (%)	1.8%	2.4%	2.0%	

[Performance Graph] (Million JPY)



Performance Information

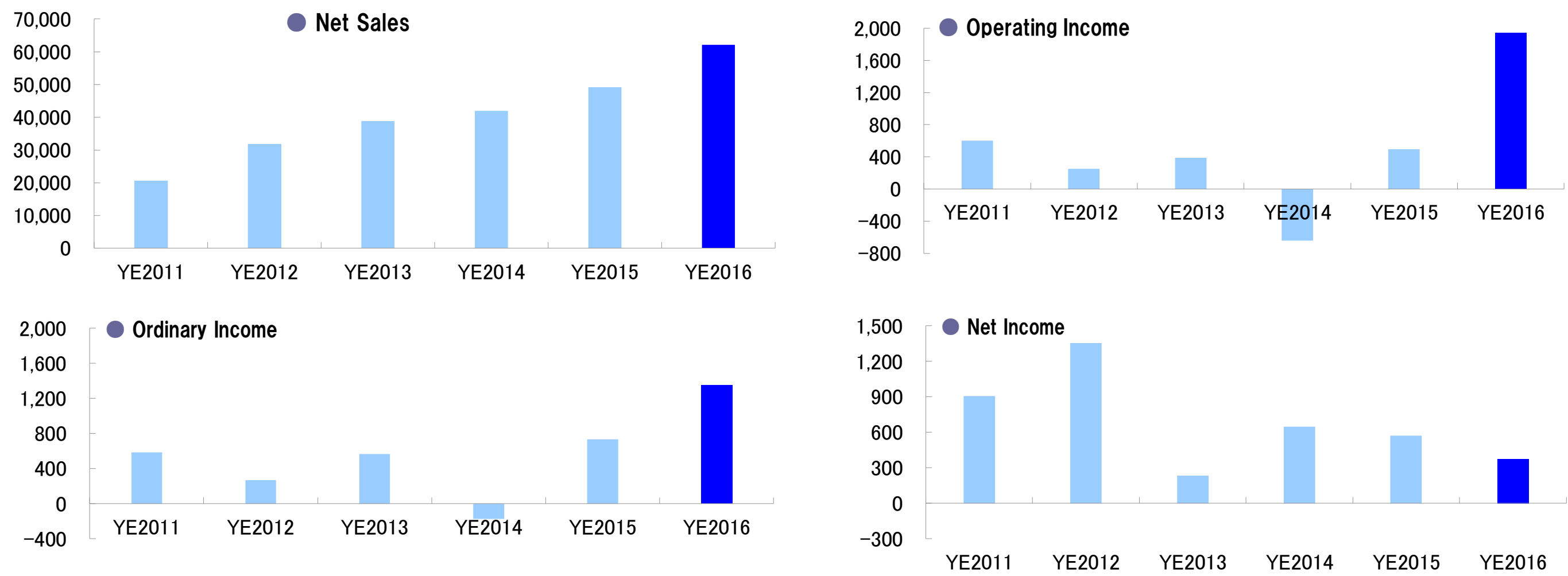
(Million JPY)

Operational Results	YE2011	YE2012	YE2013	YE2014	YE2015	YE2016
Net Sales	20,675	31,832	38,869	41,905	49,245	62,179
Operating Income	602	252	387	(643)	493	1,940
Ordinary Income	584	266	564	(175)	733	1,350
Net Income	907	1,356	235	648	571	375
Net Income per share (JPY)	45,596	13,552	2,303	63	62	38
Dividends per share (JPY)	2,000	400	300	3	5	7
Net Sales by Business Segment	YE2011	YE2012	YE2013	YE2014	YE2015	YE2016
Human Solutions (HS)	12,378	12,882	12,535	12,067	13,312	13,215
Electronics Manufacturing Service (EMS)	8,297	18,949	26,333	29,838	32,359	31,426
Power supply (PS)	-	-	-	-	3,573	17,537
Total assets/Net assets/Equity ratio	YE2011	YE2012	YE2013	YE2014	YE2015	YE2016
Total assets	18,709	19,061	19,462	19,462	27,703	26,234
Net assets	5,839	6,523	5,384	5,384	5,065	5,419
Equity ratio	17.9%	19.7%	23.7%	23.7%	17.1%	19.5%
Cash flow position	YE2011	YE2012	YE2013	YE2014	YE2015	YE2016
Cash flows from operating activities	596	145	(464)	(464)	(3,160)	942
Cash flows from investing activities	667	(222)	(1,347)	(1,347)	(839)	(1,038)
Cash flows from financing activities	949	(382)	1,020	1,020	4,653	(838)
Financial Indicators	YE2011	YE2012	YE2013	YE2014	YE2015	YE2016
Operating income ratio (%)	0.8	1.0	(1.5)	(1.5)	1.0	3.1
ROE (%)	49.4	6.6	15.5	15.5	12.2	7.6
ROA (%)	2.0	3.0	(0.9)	(0.9)	3.1	5.0

※The Company started preparing consolidated financial statements in FY2011/03. Up until that time, non-consolidated values were stated for reference.

※ On April 1, 2011, a 5-for-1 stock split was implemented. ※ On January 1, 2014, a 100-for-1 stock split was implemented.

[Performance Graph] (Million JPY)



■Basic Information (As of June 30, 2016)

• Company Name	Nippon Manufacturing Service Corporation (nms)
• Head Office	Tokyo Opera City Tower 11F, 3-20-2 Nishi-shinjuku, Shinjuku-ku,Tokyo 163-1411, Japan
• Established/Incorporated	Sep-85/Aug-90
• Capital	500,690,000yen
• Officers	President : Fumiaki Ono Executive Director : Hidehisa Fukumoto Director : Kazuyuki Sato Director : Kazumitsu Shiozawa

■Stock Information (As of September 30, 2016)

• Fiscal year end	31-March
• Date of ordinary general Shareholders' Meeting	June
• Record date	Year-end dividends: March 31/Interim dividends: September 30
• Number of shares constituting one unit	100share
• Number of shares authorized	41,200,000 shares
• Number of shareholders	2,123
• Number of shares issued	10,805,500 shares

Major Shareholders

Shareholder name	Stock Holdings*	Ratio
Fumiaki Ono	1,798,000	16.64%
Kazumitsu Shiozawa	1,426,500	13.20%
Kanematsu Corporation	1,080,600	10.00%
SBI SECURITIES CO.,Ltd.	355,700	3.29%
Seigo Naito	325,100	3.01%
Nomura Securities Co.,Ltd. Nomura Net&Call	286,700	2.65%
Hidehisa Fukumoto	220,000	2.04%
Kyouji Hasegawa	218,000	2.02%
KBL EPB S.A. 107704	191,800	1.78%
The Master Trust Bank of Japan, Ltd. (Trust Account)	119,200	1.10%